



STATE OF WISCONSIN RECOVERY PLAN

STATE AND LOCAL FISCAL RECOVERY FUNDS

JULY 31, 2023 | PERFORMANCE REPORT

TABLE OF CONTENTS

- Governor’s Letter..... 3
- Executive Summary 5
- Use of Funds 8
- Implementation and Impact..... 23
 - Promoting Equitable Outcomes..... 25
 - Community Engagement 33
 - Labor Practices..... 39
 - Use of Evidence and Performance Report 40
- Project Inventory 46

I. GOVERNOR'S LETTER

Dear Treasury Secretary Yellen:

On behalf of the state of Wisconsin, I would like to thank the U.S. Department of the Treasury, the Biden Administration, and members of Congress for the generous federal support we have received these last few years. With the help of your partnership, the state of Wisconsin is now experiencing an extraordinary recovery from the coronavirus pandemic.

Wisconsin's economic recovery – our “Badger Bounceback” – has been fueled in no small part by federal relief funds received throughout the pandemic and strategically invested by our administration at my direction. These critical investments have not only helped us weather the immediate challenges of the pandemic and ensure our kids, families, farmers, and small businesses, among others, could recover, but have enabled us to make a down payment to continue building upon this important work to set our state up for long-term economic success for generations.



GOVERNOR TONY EVERS

These investments have had a profound impact on our state because we took great care in ensuring the resources available to us were invested prudently, carefully, and efficiently, and with the critical input we collected from local leaders, elected officials, community organizers, farmers and producers, businesses, nonprofit organizations, higher education institutions, public school advocates, kids, parents, families, and so many critical partners across our state.

Instead of shuttered storefronts, main streets across Wisconsin are lined with flourishing businesses. New economic opportunities have bloomed in historically underserved areas. Access to healthcare has expanded. The digital divide is narrowing. Childcare centers have been able to stay afloat. New affordable housing is being built. In our state's 175-year history, Wisconsin has never been in a better fiscal position than it is today, and we are poised to be able to maintain our state's economic momentum.

To date, my administration has invested more than \$2.53 billion from the American Rescue Plan Act State and Local Fiscal Recovery Funds program (ARPA SLFRF). Through strategic allocations and competitive state grant initiatives, meaningful investments from these programs have flowed into each of Wisconsin's 72 counties and all 11 federally recognized Tribes in Wisconsin. Wisconsin's SLFRF aid has supported nearly 20 different state grant programs to help kids and schools, small businesses, farmers and producers, and expand access to child care, healthcare, and high-speed internet, among other key priorities crucial for our economic recovery. In fact, several of these initiatives can serve as a template for other states.

As this report attests, a key part of our economic recovery strategy has been working to rebuild our economy from the ground up – through direct support to kids and working families, our small businesses, local Main Streets, and critical industries that have been the foundation of our state's success for generations. In fact, as a share of aid Wisconsin received under ARPA, Wisconsin ranks number one in the country for both aid directed to support businesses and aid directed toward economic development, [according to the Center on Budget and Policy Priorities](#).

By way of example, one of our most successful programs funded through SLFRF has been our Main Street Bounceback program. Through this unique public-private partnership, grants of up to \$10,000 were provided to new and existing businesses opening a new location or expanding operations in a vacant commercial space. The program proved so popular and so successful that we expanded it, ultimately awarding grants to more than 9,400 small businesses across all 72 counties.

I have seen the effect of these grants firsthand during my travels through Wisconsin. For example, when a woman who used a Main Street Bounceback grant to open a jewelry store in Fond du Lac first started, she was surrounded by vacant storefronts. Two years later, with the help of state grants, she is surrounded by new businesses, and her own has grown to the point where she can expand. She told me, "I never could've done this in Florida or California."

There are stories like hers in every corner of our state - and that's no accident. The Badger Bounceback is a reality because my administration delivered critical, timely, and targeted relief to people and communities that needed it most.



Main Street Bounceback grant recipients in Grant and Richland counties. More than 9,400 small businesses received grants through the program.

“ Many Wisconsin communities are now undergoing a renaissance as new investments and optimism flow into resurgent Main Streets. ”

As a result, Wisconsin has roared back from the pandemic. Our state finances are in the strongest position they have ever been. We have posted three consecutive years of a positive balance according to generally accepted accounting principles (GAAP). Unemployment has fallen to record lows, while employment has surged to historic highs. We saw record-high job numbers in 2022 in key sectors like construction, wholesale trade, professional, scientific, and technical services, as well as transportation and utilities. Many Wisconsin communities are now undergoing a renaissance as new investments and optimism flow into resurgent main streets.

By thoughtfully investing the federal dollars we have received, we have been able to lay the foundation for a Wisconsin that is stronger, more prosperous, and more equitable. I appreciate this opportunity to tell the story of the Badger Bounceback, and it is my pleasure to submit Wisconsin's 2023 Recovery Plan Performance Report for State and Local Fiscal Recovery Funds for the U.S. Treasury's review.

Respectfully submitted,

Governor Tony Evers

II. Executive Summary





The Laona Rescue Unit celebrates a groundbreaking for its new station. SLFRF funds have been a lifeline to organizations like Laona, which was in danger of closing its doors unless it could secure funding for the new station.

II. EXECUTIVE SUMMARY

Over the last two years, the Evers Administration has strategically and judiciously invested SLFRF funds to create programs tailored to meet the pressing needs of local communities, and ensure a strong Badger Bounceback, where our communities were able to not only recover, but bounce back stronger than ever.

These investments included small business relief, healthcare access, broadband expansion, housing support, workforce development, and much more, and have directly affected each of Wisconsin's 72 counties and all 11 federally recognized Tribes to help power an economic resurgence in Wisconsin.

For many, like the first responders of the Laona Rescue Unit, for example, SLFRF has been a lifeline.

In operation for nearly 50 years, the unit is in a rural part of the state and serves 4,000 residents across four towns, as well as the Forest County Potawatomi Tribal community. Nevertheless, the unit was in danger of closing its doors unless it could secure funding for a building to house the emergency services vehicles and staff. Board president Annie Krawze had spent months pursuing every possible funding lead until she came across Wisconsin's [Healthcare Infrastructure Capital Investment Grant program](#).



ARPA investments have touched all 72 Wisconsin counties and 11 federally recognized Tribes.

Created by Governor Tony Evers with the use of SLFRF funds, this competitive grant program made local investments to expand healthcare in underserved and hard-hit communities like Laona. The nearly \$2.8 million grant the community received is the chief reason why Laona Rescue has been able to celebrate breaking ground on a new station – and why residents and visitors over an approximately 400-square-mile area can rest assured that they will continue to have access to top-notch services when they need them most.

Since ARPA was signed into law by President Biden, stories like these abound in Wisconsin. For some communities, SLFRF funding meant finally being able to build a much-needed health clinic or affordable housing project. For some families, SLFRF meant they were able to keep a roof over their head or keep their business afloat.

The State of Wisconsin (“State”) was ultimately granted \$2.53 billion under SLFRF. These funds, along with other federal pandemic relief and recovery funds, have been grouped into six programmatic categories:

- Pandemic Response and Public Health;
- Economic Resilience (Small Business and Impacted Industries, Workforce and Employment, and Tourism);
- Community Building (Capital Investments, Local Aid, Non-Profits, Public Safety),
- Education and Child Care Support;
- Household Assistance; and
- Broadband Access Expansion.

These categories – and the programs contained therein – align with our State’s most pressing needs as defined by the people of Wisconsin, based on feedback that has been shared over the last several years through listening sessions, direct constituent input, and stakeholder conversations.

Between SLFRF and Coronavirus Relief Fund (CRF) funds, more than **110,000 businesses** have been helped, along with **20,000 farms** and nearly **1,500 organizations**, across **1,000 communities**.

As of this writing, between ARPA- SLFRF and Coronavirus Relief Fund (CRF) funds, more than 110,000 businesses have received vital investments, along with 20,000 farms and nearly 1,500 organizations, across over 1,000 communities. These programs have directly benefited our state’s residents, communities, small businesses, and infrastructure. Wisconsin is now recognized as a national leader in its support of small businesses and economic development, and our state is in its strongest financial position in state history, with the lowest unemployment rate on record, as well as record-high employment rates. Under the stewardship of Governor Evers, these funds have helped strengthen our communities, support Wisconsinites in need, and advance equity in our state.

Wisconsin communities are now much better positioned to weather future challenges, largely because the state’s SLFRF investments and overall “Badger Bounceback” efforts have focused on building an economy that works for everyone – starting with our small businesses, our Main Streets, and the hearts of our communities.



Governor Tony Evers visits Aurora Up North, a Main Street Bounceback recipient. Support for small businesses has been a pillar of the Badger Bounceback.

III. Use of Funds



III. USE OF FUNDS

In the spring of 2021, the Wisconsin Economic Development Corporation (WEDC) released a report to help guide Wisconsin’s use of SLFRF funds, as well as other public and private sector investments.

The [Wisconsin Tomorrow: Building an Economy for All](#) report documented that “our economy is reliant on many externalities that go beyond just having a job — childcare, broadband, schools and, of course, our health.” The report recommended that the state embark upon a comprehensive investment strategy to spur recovery from the coronavirus pandemic and promote the economic well-being of every Wisconsinite.

This nexus of needs has underpinned Wisconsin’s SLFRF investments. Over the last several years, the State has used its federal dollars to invest in businesses as well as communities, individuals as well as infrastructure, because we recognize that all our challenges and opportunities are interconnected.

Governor Evers has accordingly leveraged the State’s \$2.53 billion allocation from the SLFRF program to fund a raft of state programs that:

1. Respond to the public health and economic crises stemming from the pandemic;
2. Meet the needs of those hit hardest by the pandemic, including addressing root causes of inequalities or underinvestment that were magnified by the pandemic; and
3. Invest in projects and partnerships with local governments and nonprofits to address longstanding challenges that were exacerbated by the pandemic and to build stronger Wisconsin families, Main Streets, and communities.

The flexible use of this funding has allowed the State to begin implementing a variety of initiatives that will have profound short- and long-term impacts across Wisconsin. These investments have already provided a lifeline to Wisconsin kids, families, farmers, small businesses, non-profits, and communities to fuel a strong pandemic recovery.

Pandemic Response and Public Health

First and foremost, the coronavirus pandemic was a public health emergency – the country’s gravest in a century. The pandemic put an unprecedented strain on the U.S. health system as providers grappled with limited staffing and resources while combating the contagion. The pandemic also underscored – and in many cases, exacerbated – gaps in U.S. healthcare infrastructure and supply chain vulnerabilities.

Wisconsin was able to weather the long storm of coronavirus through use of funds for critical initiatives such as personal protective equipment (PPE) procurement, testing and vaccination programs, and cost subsidies for surge staffing at high-need healthcare facilities. The investments provided much-needed assistance to our frontline responders, and helped our state build healthier and more resilient communities.



Governor Tony Evers at Chippewa Falls Fire & EMS Station No. 1 after announcing \$32 million in emergency medical services (EMS) Flex Grants were awarded to 442 providers across the state.

For example, EMS providers especially faced a crucible of challenges: rising demand, growing costs, and limited public funding. As part of the Emergency Medical Services investment, the SLFRF-funded **EMS Flex Grant Program** provided frontline responders a \$32 million infusion to ensure that EMS providers can continue to respond to emergencies across Wisconsin. EMS Flex Grant funds have been used for new vehicles, training, equipment, supplies, and staffing. All EMS services licensed in the State of Wisconsin were eligible to apply, and grants were awarded to 442 EMS providers in nearly every county across the state.

New resources are also being brought to bear around mental and behavioral healthcare with the help of SLFRF support.

Approximately \$4.5 million has been allocated to support the new **Mental Health Emergency Center** in Milwaukee County. A joint venture between Milwaukee County and the county's four health systems, the Center serves adults, adolescents, and children by providing around-the-clock crisis services and a therapeutic environment for both voluntary and involuntary patients. The facility accepted its first patient in September 2022, is projected to serve 10,000 to 12,000 patients annually, and will help offset the significant growth in community mental health and substance use disorder (SUD) needs generated by the pandemic.

The Wisconsin Department of Health Services (DHS), meanwhile, has administered two programs aimed at improving behavioral health services by providing \$5 million in grants to increase telehealth access. One program provided grants to five hospitals and health systems to expand and enhance child psychiatry telehealth services. The other was a grant program for providers to partner with community organizations to establish neighborhood telehealth access points at food pantries, homeless shelters, libraries, long-term care facilities, community centers, and schools for people with limited access to technology and reliable internet service.

Through this latter grant program, 27 grantees were provided funds to develop their programs and hub sites. The intended outcome was to serve patients who otherwise struggle to access behavioral health services and to create programs that were sustainable to ensure they continued past the grant year. All agencies have achieved this goal and expanded access to some of the most underserved populations in Wisconsin.

DHS also built a robust network of partnerships through its Community Testing Support Program (CTSP). This effort aimed to provide free testing supplies and courier services to eligible entities, as well as offer reimbursement for specimen collection, in a bid to increase access to COVID-19 tests. Partners included tribal health departments and other organizations in 67 of Wisconsin's 72 counties. At the height of the pandemic, 1,039 community testing sites operated in Wisconsin, and 297 of them (or about 29%) were CTSP sites. Close to 3 million tests were administered through the program, which ended in April 2023.

Finally, in October 2022, Governor Evers and DHS announced a \$16 million investment of SLFRF funds to help tackle one of Wisconsin's starkest health disparities when it comes to infant and maternal mortality. A 2020 report found that [Wisconsin had the worst Black infant mortality rate](#) in the U.S. among 36 states and the District of Columbia. Infants born to Black mothers in Wisconsin are three times as likely not to survive before their first birthday as infants born to white mothers in the state, and this inequity has been largely unchanged for decades.

Through collaborations with the Medical College of Wisconsin's Advancing a Healthier Wisconsin Endowment and the University of Wisconsin School of Medicine and Public Health, these dollars are being invested in efforts to improve in maternal and child health outcomes. In addition, the initiative provides funding to the [Maternal and Child Health Initiative Program](#) to administer a grant program. This program is funding maternal and child health equity initiatives intended to combat maternal and infant mortality at the community and systems-level and strengthen health outcomes for families across Wisconsin.

With the help of SLFRF funds, the State is bringing together multiple stakeholders to address social and economic conditions that can impact maternal and child health and are essential to altering the trajectory of the health disparities in Wisconsin.



A Main Street Bounceback Grant recipient in La Crosse. Between Coronavirus Relief Funds and SLFRF funds, nearly a billion dollars was invested to help over 110,000 small businesses weather the pandemic.

Promoting Economic Resilience

The pandemic posed an existential threat to many small businesses, which make up more than 99 percent of all Wisconsin businesses and employ nearly half of Wisconsin workers. As a Madison small business owner shared [in 2022](#), the onset of COVID-19 left many entrepreneurs wondering “what’s going to come next, and how are [we] going to survive.”

Governor Evers and the Evers Administration understand that small businesses are the lifeblood of Wisconsin communities. They are more likely to hire locally, buy supplies locally, and reinvest locally back into our communities. Consequently, Governor Evers determined that small business assistance would be a key pillar of its strategy for investing federal pandemic aid and moved quickly to stand up grant programs that could help businesses make health and safety improvements, stock their shelves, retain staff, or just keep their doors open. In fact, **Wisconsin led the nation in the largest share of SLFRF funds invested in small businesses and economic development**, according to an analysis by the Center on Budget and Policy Priorities (CBPP).

Between Coronavirus Relief Fund (CRF) and SLFRF funds, close to a billion dollars was invested, helping over 110,000 small businesses weather the economic storm wrought by the pandemic.

Broad eligibility programs ensured that a significant number of Wisconsin businesses, including those in the hardest hit industries, received support to recover from the pandemic. The tourism industry in particular received special attention, having faced precipitous revenue losses.

Governor Evers took action to ensure the industry would endure, using SLFRF funds to create more than a half-dozen programs for Wisconsin tourism, travel, lodging, and entertainment industries. These programs spanned a spectrum of needs identified by stakeholders to help their industry withstand the effects of the pandemic and totaled over \$150 million in support.

Between Coronavirus Relief Funds and SLFRF funds, close to one billion dollars was invested to help over 110,000 small businesses.

The [Lodging Grant program](#), for example, helped almost 970 lodging facility operators recover from pandemic-related financial losses. The [Event Venue and Live Event Small Business Grants](#) supported 230 businesses battered by the pandemic. The [Tourism Capital Investment Grant program](#) provided grants to 27 local governments and organizations to help promote, maintain, or bolster Wisconsin's tourism industry with capital projects that would bring in visitors. Tourism Capital Grants were used to build, expand, or maintain buildings, travel-related infrastructure, or public attractions. The awarded grants ranged from \$29,000 to the maximum of \$3.5 million.

Among the recipients of the Tourism Capital Investment Grant was the Mosinee Community Athletic Association, which received \$109,000 toward needed lighting at the City of Mosinee's Edgewood Park, providing opportunities to bring in visitors for evening games.

"Your administration provided a Tourism Capital Grant that became the catalyst of a coalition of community-first businesses, a dynamic public school, generous foundations, thoughtful civil servants in the City of Mosinee and dedicated citizens," the project organizers said. "The biggest boost to the project was the \$109,100 Tourism Capital Grant. In a world that is increasingly divisive, self-serving, and profit-driven, the Lighting Edgewood Project brought out the BEST of Wisconsin."

As a result of investments like these, Wisconsin's tourism industry is not merely recovering but bouncing back stronger than ever. According to 2022 data, the Wisconsin tourism industry generated \$23.7 billion in total economic impact, surpassing the previous record year of \$22.2 billion set in 2019.

The [Main Street Bounceback Business Grants program](#) invested nearly \$100 million in Wisconsin downtowns and commercial corridors, helping small businesses and nonprofits move into a vacant property. This innovative public-private partnership provided eligible applicants \$10,000 grants to defray leases or mortgages, operational expenses, or other business costs related to opening a new location. For many entrepreneurs, these grant funds proved to be a catalyst to convert a life's passion into a profession.



Governor Tony Evers visits Walk the Dog, a Main Street Bounceback grant recipient in Green Lake. The owners used their Bounceback funds to help decorate and prepare the store for its opening in July 2021.

The Main Street Bounceback program has so far helped more than 9,400 businesses start or grow, helped empower a whole new generation of entrepreneurs, and transformed and revitalized Wisconsin business districts. Places like Washburn, a city of about 2,000 people on Lake Superior's Chequamegon Bay, received nearly two dozen Main Street Bounceback grants that helped fill vacant storefronts and fuel a strong pandemic recovery.



When you would drive through town you would notice the same empty storefronts that had been there for years...That has all changed since the Main Street Bounceback program. With the help of the grant funding all the empty storefronts were filled.

-- Melissa Martinez, Washburn Area Chamber of Commerce Executive Director

"Up until COVID hit our city was trying to survive and now it is thriving," said Melissa Martinez, executive director of the Washburn Area Chamber of Commerce. "When you would drive through town you would notice the same empty storefronts that had been there for years. We heard many times that there was nothing in Washburn to see or do. That has all changed since the Main Street Bounceback grant program. With the help of the grant funding all the empty storefronts were filled. In addition, many of the buildings that were purchased became the home to multiple businesses because we ran out of storefronts to meet the growing demand. Now we hear things like, 'Wow I never knew all this was in Washburn!' and 'Washburn has so much to see and do, we love it here.'"

The Main Street Bounceback grant program proved successful because it was predicated on creating opportunities for all small business owners, and it made sure local support was available to help businesses successfully apply. More than half of the awards went to women-owned businesses—and over a quarter went to businesses in rural communities.

That principle of equity – of building an economy that works for everyone – is a connecting thread that runs through many of the programs funded through Wisconsin's share of SLFRF funding. The state created two grant programs expressly to help diverse businesses access capital, training, expertise, and resources that have historically been difficult or unattainable.

The [Diverse Business Assistance grant program](#) awarded over \$73 million to more than three-dozen chambers of commerce and other non-profit organizations aiding small businesses owned by individuals that have experienced barriers to capital and have been disproportionately impacted by the pandemic. Grant recipients included chambers of commerce working with local Black, American Indian, Hmong, Latino, Chinese, and Veteran communities, as well as organizations that support entrepreneurs in rural areas. These grants helped fuel opportunities for coaching and mentoring, technical assistance, equipment and internet services, digital literacy, online marketing and social media training, financial aid, and financial literacy support, as well as networking and educational opportunities for new business owners and emerging entrepreneurs.

A complementary [Diverse Business Investment grant program](#) awarded \$42 million to 12 Community Development Financial Institutions (CDFIs) to support grants and forgivable loans to small businesses in communities that have in the past been denied access to capital or who have been underbanked, including those in qualified census tracts or other areas disproportionately impacted by the coronavirus pandemic. These CDFIs support micro and small businesses through lending and access to capital and credit, as well as support programs that provide additional technical assistance, coaching and mentoring, and credit counseling.

For example, the Northeast Entrepreneur Fund received a total of \$8 million across both programs to provide micro-loans and rural access to bank financing to grow and strengthen small business in a 12-county region in northwest Wisconsin. The grant funds are helping small business owners overcome disparities and negative economic impacts, and serve as a bridge for future growth and access to mainstream financing.

From Surviving to Thriving: How Main Street Bounceback Grants Helped Transform Washburn

From Melissa Martinez
Executive Director, Washburn Area Chamber of Commerce

Up until COVID hit our city was trying to survive and now it is thriving.

When you would drive through town you would notice the same empty storefronts that had been there for years. We heard many times that there was nothing in Washburn to see or do. That has all changed since the Main Street Bounceback grant program. With the help of the grant funding all the empty storefronts were filled. In addition, many of the buildings that were purchased became the home to multiple businesses because we ran out of storefronts to meet the growing demand. Now we hear things like, "Wow I never knew all this was in Washburn!" and "Washburn has so much to see and do, we love it here."



MELISSA MARTINEZ

Filling storefronts was not the only bonus. The look and feel of the downtown area has changed. There is a positive vibe of expansion and growth. Businesses used funding to spruce up their buildings and have upped the curb appeal significantly. This catches the eye of those traveling through town and is giving them a reason to stop and explore what Washburn has to offer. We have seen a significant increase in room tax dollars because more people are visiting and staying overnight. Not only that, they are returning year after year because they have found their new favorite home away from home.

One of the businesses that was awarded funding was able to expand to the point where they could no longer fit in the location they were in. They were able to move in with another business that had also received the grant. This seriously expanded their square footage and they were even able to split the one business into two keeping the retail part separate from the service and repair department. When that took place, another business was able to start in their vacated property. So even though the new business did not receive direct funding, they were greatly impacted by the grant as well.

A considerable amount of the money that was brought into Washburn stayed in the area and circulated throughout the business community. Grant recipients used local contractors, services and materials. Many jobs were created and grant funding was then pumped into the pockets of the locals who live and work here, which was then spent at the gas stations, grocery store, pharmacy and so on. I would wager that every single member of our community and many in the surrounding were positively affected by the funds that were received.



Forging a 21st Century Workforce

By design, many of the grant programs funded by SLFRF were tailored to support community-based solutions to the various challenges facing Wisconsin communities when it comes to workforce development.

Like many states, Wisconsin is faced with workforce challenges decades in the making and exacerbated by the pandemic. Our state's unemployment rate has not only returned to pre-COVID levels, but dropped to the lowest rate the State has seen historically. With record low unemployment and record high employment, employers across the state have faced ongoing workforce shortages.

The [Workforce Innovation Grant Program](#) has served as a centerpiece of Governor Evers' Administration's effort to cultivate homegrown talent to support our local businesses and our local economies. In this program, more than \$128 million was allocated to encourage regions and communities to develop leading-edge, long-term solutions to the workforce challenges the state faces in the wake of coronavirus. The Workforce Innovation Grant initiative expressly rejected a "one-size-fits-all" approach and set to work unleashing local expertise and creativity to tackle longstanding employment barriers. Funds would meet local workforce needs resulting from or exacerbated by the pandemic, such as childcare, transportation, worker attraction and retention, as well as housing, and support initiatives focused on training, planning, marketing, or developing pilot programs that can be applied in other communities.

The Workforce Innovation Grant program invested in 27 projects to help develop long-term solutions to meet a range of workforce needs.

The Workforce Innovation Grant program ultimately invested in 27 local projects to help develop long-term solutions to meet a range of workforce needs. For example, the Wisconsin Community Action Agency Association is using its nearly \$4.9-million grant to train people currently earning low incomes for more lucrative careers in healthcare, while in Milwaukee County, the Community Relations–Social Development Commission will use a nearly \$5.1-million grant to offer training for early childcare workers and connect trainees with partner childcare centers for employment opportunities.

Northwood Technical College and its partner, Impact Seven, are using a nearly \$10-million grant to address one of the steepest employment barriers: lack of affordable housing. They have launched an effort called HOMES (Housing Opportunity and Mobile Education Solutions) to overcome the worker shortage in Ashland, Barron, Bayfield, Burnett, Douglas, Iron, Polk, Rusk, St. Croix, Sawyer, and Washburn counties.

To help prepare workers with the skills that employers require, the Northwood Technical College will allocate up to \$4 million to advanced manufacturing equipment and several campus and non-campus training locations. Training for adults who are unemployed or underemployed, including underserved populations, will help develop skills and open opportunities in the advanced manufacturing industry. For its part, Impact Seven will establish a housing fund of up to \$6 million for affordable workforce housing and reduce risk on multi-family rental housing projects. Meanwhile, Workforce Accelerators provide expanded training location options to make it easier for workers in the community to get access to training.

Building Resilient Communities

In its spring 2021 report, "[Wisconsin Tomorrow: Building an Economy for All.](#)" the Wisconsin Economic Development Corporation (WEDC) identified investments in community infrastructure as one of the key elements in Wisconsin's pandemic recovery. These investments were part of a comprehensive approach to promoting the economic well-being of every Wisconsinite.

The Evers Administration under Governor Evers embraced this tenet when investing its SLFRF funds, leveraging federal dollars to expand access to and opportunities for housing, education, and healthcare.

Advancing Equity

The SLFRF-funded [Equitable Recovery Grants program](#) made investments across many of the indicators of economic well-being identified in the WEDC report. This competitive grant program allotted more than \$87 million to support 133 community-based organizations seeking to increase equity and eliminate disparities in communities disproportionately affected by the pandemic. Funds were allocated for organizations expanding access to health, early childhood, and education services or programming, as well as economic support, housing, and environmental justice services.

Grantees included free and charitable clinics, health advocacy organizations, and community healthcare organizations providing healthcare, preventative care, mental and behavioral healthcare, and dental care in areas such as Waukesha, Milwaukee, Madison, Monroe, Appleton, Brown Deer, and Chippewa Falls. Other grantees work with Wisconsin's kids and youth, including organizations such as the Literacy Lab in Milwaukee, Boys and Girls Club of Lac Courte Oreilles, La Casa de Esperanza in Waukesha, and Kenosha YMCA. The program also supported housing security and helping those experiencing homelessness in Racine, Milwaukee, and Sheboygan, including organizations providing vocational and social programs for people with disabilities in Prairie du Chien and Beaver Dam, and organizations providing financial assistance and emergency supports, such as the Salvation Army of New Richmond, Couleecap, Inc. and YWCA La Crosse, Brown County United Way in Green Bay, and Family Services in Beloit.

Another Equitable Recovery Grant recipient, All-In Milwaukee, is working with first-generation college-bound students and low-income families and has achieved a 90-percent success rate of its college completion program thanks to the additional support provided through the \$600,000 grant.

Delivering Innovative Public Services

The [Neighborhood Investment Fund grant program](#) is a signature piece of the building resilient communities puzzle, by helping local and Tribal governments deliver innovative public services, including new or improved facilities. Local governments received a total of approximately \$234.8 million in grants to pursue new capital projects like workforce and entrepreneur innovation centers, affordable housing initiatives, transit and childcare solutions, or public space development, with a particular emphasis on increasing services for underserved individuals and populations. Through this program, a total of 50 competitive grants were awarded. Projects categories included housing and homelessness, economic development and workforce, revitalization and blight elimination, non-profit support, support for vulnerable populations, public safety, child care and education, and community infrastructure.

The City of Kenosha, for example, is using a \$15-million grant to develop an Innovation Center that will focus on support for entrepreneurs and startups and provide educational and training opportunities, while the City of Green Bay is using a \$5-million grant to support new housing opportunities and a multi-purpose community development site. In Waupun, the city is using its nearly \$5-million grant to build a new senior center to provide quality services to its aging population.



Friedens Food Pantries, a recipient of an Equitable Recovery Grant, rescues more than 300,000 pounds of food a year from local retailers to increase the amount of healthy and culturally appropriate options for Wisconsinites in need.



Lt. Governor Sara Rodriguez visits with the founders of Wausau's Community Partners Campus and Mayor Katie Rosenberg. The campus was funded with the help of a \$1.5 million Neighborhood Investment Fund grant.

Community Partners Campus Offers One-stop Shopping for Those in Need

Wausau's Community Partners Campus brings multiple human services nonprofits under one roof, with an emphasis on food, shelter, medical care, and social well-being. The facility, which opened earlier this year, was funded with the help of a \$1.5-million Neighborhood Investment Fund grant that supplemented the approximately \$5 million the project organizers raised from the community. The campus houses more than a half-dozen organizations, including the Wausau Free Clinic, Wausau Area Mobile Meals, Marathon County Human Services, and the North Central Community Action Program, which provide residents with the opportunity to access many services with just one stop in a centrally-located, modern, and welcoming facility.

"Instead of a client having to travel all over the region to take advantage of these services, they are now under one roof," the City of Wausau leaders remarked on the project. "This has allowed a much-improved experience for our people in need. Many of those that are served lack transportation. The new facility is on the city bus line. Prior to opening, a client could spend an entire day or more traveling across the area; now everything is in one building."

"Another great aspect of the project is that by moving all these nonprofits to one building, the CPC has been able to charge below-market rate rents for their nonprofit partners who were all financially impacted by COVID. Some of the partners were on the brink of making difficult decisions on what their futures held, but they have been able to thrive in the new space."



The Community Partners Campus houses multiple human services nonprofits, including The Market, a 'safe and healthy food pantry' run by volunteers from the Neighbors Place.

Winnebago County received just over \$10 million through Neighborhood Investment Fund to bring six housing continuum projects to life. Completed projects include a new warming shelter serving the needs of residents facing homelessness, and a community center to serve residents at the tiny home village, both in Oshkosh.

The new permanent home for the Day by Day emergency overnight shelter is a 12,900-square-foot single-use ADA compliant facility and includes enhanced security and amenities such as a dedicated learning/computer lab, conference and classroom space, updated laundry facilities, wall chargers for each guest, and an industrial warming kitchen to help serve the daily meals donated by community members. Other projects funded through the grant will provide recovery and transitional housing, land development, and a county run pilot program for homelessness prevention.



A \$10 million Neighborhood Investment Fund grant has allowed Winnebago County to fund six housing continuum proposals, including a new building for the Day by Day emergency overnight shelter.

“In 2021, the Winnebagoland Housing Coalition released the Homeless Continuum Report. The grant funds have accelerated our ability to prevent homelessness,” said Winnebago County Executive Jon Doemel. “Two years ago, my concern was the report was headed toward the way of most government documents – on a shelf collecting dust. With this grant, we will accomplish all seven recommendations.

Expanding Access to Healthcare

Increasing access and reducing and eliminating disparities, especially in healthcare, is a paramount concern for the governor and the Evers Administration. The pandemic laid bare many of the longstanding inequities in the U.S. health system, including around access, and sounded a clarion call for action.

To combat those disparities, the Evers administration invested a portion of its SLFRF funds to create the aforementioned [Healthcare Infrastructure Capital Investment Grant program \(HCI\)](#). This initiative aimed to provide funding to local and Tribal governments or non-profit healthcare organizations to invest in capital projects that specifically support increasing access to healthcare for low-income, uninsured, and underserved communities.

Through this grant program, more than \$100 million in grants have been awarded to 27 projects statewide to address healthcare access needs in communities across the state, such as building a new critical access hospital of Marshfield Clinic Health System in Park Falls, helping HealthNet of Rock County expand their services at a new free and charitable clinic in Janesville, and establishing a new mental health outpatient Day Stabilization Services unit at SSM Health Ripon Community Hospital. Grants ranged in size from \$158,000 to a maximum of \$20 million.

For some communities, these grants made it possible to fill critical healthcare needs.

The City of Elroy and the Gundersen Health System, for example, received a combined \$6.4 million in awards from the HCI program to build a new clinic. Elroy, a city with a little more than 1,350 people, has been designated as a Medically Underserved Area/Population and a Health Professional Shortage Area. The HCI grants have allowed Gundersen to break ground on a state-of-the-art facility located in the heart of its downtown.



By placing the new Gundersen Elroy Clinic in the heart of downtown, we're doing our part to get even further ahead of disease by improving the economic health of the community, too.

-- Kristie McCoic, Gundersen St. Joseph's Hospital and Clinics Administrator

"Keeping care local is important for rural communities like Elroy," said Kristie McCoic, Gundersen St. Joseph's Hospital and Clinics Administrator. "But this isn't just about how a clinic can address the physical health of the community. By placing the new Gundersen Elroy Clinic in the heart of downtown, we're doing our part to get even further ahead of disease by improving the economic health of the community, too. We're very thankful for the support Governor Evers and his administration have given to this project and appreciate the partnerships it has fostered in reducing health disparities in our communities."

The pandemic not only magnified the need for expanding healthcare in underserved communities; it also magnified the need for additional mental health supports. Governor Evers and the Evers Administration appreciate the psychological toll the last few years have exacted on Wisconsinites, particularly its kids and young people, and took action to invest in expanding access to mental healthcare services in school districts across Wisconsin.

Through the **Get Kids Ahead K-12 Mental Health Initiative**, the state invested \$30 million of SLFRF funds to provide every Wisconsin public school district with resources to expand school-based mental health services. This support provided flexible implementation of mental health support and services Wisconsin students needed so they could be successful both in and out of the classroom to help them grow, learn, and thrive.

Supporting Education and Childcare

The pandemic also took a steep toll on both childcare providers and youth. The childcare industry was pushed to the [brink of collapse](#) as many facilities faced lower enrollments, staff shortages, and rising costs. Young people faced [new traumatic stressors](#) while navigating the pandemic, with a pressing need for additional or improved student health services related to mental and behavioral health.

In Wisconsin, federal support – from the Coronavirus Aid, Relief, and Economic Security (CARES) Act, ARPA SLFRF, and the Consolidated Appropriations Act of 2021 (CAA) – has been central to our efforts to bolster our childcare industry and supply students with critical mental health resources.

SLFRF funds specifically have enabled a pair of initiatives to support our youth: the **Get Kids Ahead K-12 Mental Health Initiative** and **Beyond the Classroom** grant programs.

As noted in the previous section, the \$30-million Get Kids Ahead K-12 Mental Health Initiative provided school districts and local education agencies with funds to furnish direct mental healthcare, hire and support mental health navigators, provide mental health first aid and trauma-based care training, or provide family assistance programs. The [Beyond the Classroom Grants](#) awarded nearly \$50 million to 114 nonprofit organizations to help mitigate the negative economic impacts of the pandemic on providers, while providing expanded opportunities to address educational loss and mental health programming when Wisconsin's kids needed it most.

Beyond the Classroom Grants helped eligible nonprofit organizations provide virtual and in-person programming for school-aged children and help increase enrollment capacity, provide additional learning opportunities, or increase mental health support for school-age children during the 2021-2022 school year and summer months of 2021 and 2022.

For organizations like the Superior Douglas County YMCA, which received a \$494,000 Beyond the Classroom grant, these dollars helped children and families that otherwise would have been left behind by the effects of the pandemic. Superior Douglas used its grant funds to support infrastructure improvements and staffing at Camp Tall Pines on Lake Nebagamon, as well as free up programming dollars and enrollment for additional summer school-aged programs at the Y.

“The Superior YMCA believes in strengthening the community and with these funds we were able to continue provide opportunities for our youth,” said Carl Klubertanz, Superior Douglas County YMCA CEO.



Superior Douglas County YMCA youth participants take a break from summer programming to say hello. The YMCA was one of 116 organizations to receive a Beyond the Classroom grant to help the mitigate the negative economic impact of the pandemic.

Supporting Wisconsin Households

The Evers Administration believes that no one should be left behind as Wisconsin’s economy bounces back from the pandemic. Accordingly, the administration targeted SLFRF funds to strengthen Wisconsin’s safety nets for our most vulnerable residents.

Food Security

Approximately \$45 million in SLFRF funds has been invested to create a **Food Security Initiative** in Wisconsin. Through this program, funds are made available for reimbursement to Wisconsin’s two biggest food banks, Hunger Task Force, Inc. and Feeding Wisconsin, Inc. The groups can purchase and seek reimbursement for food products for distribution to food banks, food pantries, and other eligible nonprofit organizations addressing hunger and food insecurity created by the coronavirus pandemic. The groups may seek reimbursement for food storage and transport expenses, as well as retail food purchases in areas with food storage and transport challenges.

The goal of these partnerships with the Hunger Task Force and Feeding Wisconsin is to ensure food-insecure residents in rural communities, urban centers, Tribal Nations, and Wisconsinites in all corners of the state receive much-needed hunger relief. The effects of this program have already been far-reaching.

SLFRF support has allowed our partners to purchase and distribute nutritious, culturally preferred food and expand and enhance food and pantry infrastructure, increasing the ability of organizations to safely store, handle, and transport food across the state and regions. With existing gaps in supply chain and donations, food bank networks would be unable to meet the increased demand without the additional food purchases fueled by the Food Security investments.

The funds are also helping to support family-sustaining jobs in Wisconsin’s agriculture industry.

For example, The Hunger Task Force launched the Badger Box program in 2022 to feed families during the pandemic, while simultaneously supporting Wisconsin agriculture and farmers. A Badger Box of food includes dairy products, milk, cheeses, meats, fruits, and grains purchased from Wisconsin farmers and food producers that are then distributed to needy Wisconsinites. Farmers, ranchers, cooperatives and food producers have all supplied Badger Box.

Some Badger Box suppliers reported growth of their businesses and market expansion, including Olympia Granola, Chieftain Wild Rice, and Nordic Creamery.

Jim and Alison Deutsch of Deutsch Family Farm in Osseo, Wisconsin, have felt the impact directly.

“Badger Box was so valuable to both our farm/meat business and our community needs. Large consistent meat purchases help us stay in business and remain a part of our rural community,” the couple said.



The Hunger Task Force's Badger Box program feeds families in need and supports Wisconsin agriculture and farmers.

Housing and Energy Assistance

When it came to supporting Wisconsin residents directly, the Evers Administration utilized several programs and existing contracts, processes, and trusted partners to support vulnerable populations, address housing and energy assistance needs, and help individuals at-risk or experiencing homelessness.

The **Low-Income Home Energy Assistance Program (LIHEAP)** focuses primarily on heating assistance for low-income households. Governor Evers added \$13.6 million in additional SLFRF funds to the Wisconsin Home Energy Assistance Program (WHEAP) in recognition of the extraordinary increase in need for energy assistance due to the coronavirus pandemic. WHEAP assists eligible households with their heating and electric bills, providing both regular benefits and crisis assistance, with additional programs to help homeowners and renters reduce energy costs while increasing comfort in their homes (Weatherization Assistance Program) as well as assist with the costs of repairing or replacing a heating unit for eligible households (Furnace Assistance program).

These additional funds helped families and individuals be able to heat their homes effectively for the duration of the heating season. Governor Evers also added \$3 million in additional SLFRF funds to the **Keep Wisconsin Warm/Cool Fund** in recognition of the extraordinary increase in need for energy assistance due to the coronavirus pandemic.

The **Safe Shelter and Homelessness Grants (SSHG)**, supported by SLFRF funds, were awarded to emergency shelter and motel voucher programs to ensure support and services for individuals and households experiencing homelessness during the 2021-2022 and 2022-2023 winter seasons. Over the course of two performance periods, Governor Evers dedicated over \$5.2 million in SLFRF funds to address the increased demand for non-congregated emergency shelter initiated by the coronavirus pandemic.

Homeless Case Management Services (HCMS) funded by SLFRF funds were awarded to shelter facilities and/or motel voucher programs due to increased demand for case management services created by the pandemic. Governor Evers dedicated an additional \$500,000 in SLFRF funding to address the need, made more acute during the winter months of 2022-2023, funded out of the existing State Shelter Subsidy Grant (SSSG) program. Funds were awarded in December 2022 for services provided to families experiencing homelessness across Wisconsin.

These programs helped Wisconsin's most vulnerable populations receive case management services with the goals of stabilizing their individual circumstances and either providing emergency shelter during the period of greatest need, placement in permanent housing, energy assistance, or other support.

The **Veterans Rental Assistance Program** (VRAP) aims to address housing insecurity and homelessness among Wisconsin veterans and provide housing assistance statewide with a \$2-million investment of SLFRF funds. VRAP provides rental assistance for veterans whose income is up to 80% of the county median income and are unable to obtain housing. The program was created as part of the Governor's [Blue Ribbon Commission on Veteran Opportunity](#) to develop comprehensive, long-term recommendations to help address challenges facing Wisconsin's more than 300,000 veterans. It was also a recommendation from the Interagency Council on Homelessness' ["Welcoming Wisconsin Home"](#) report. These additional funds helped Wisconsin's vulnerable veterans obtain stable, safe, and clean housing.

Finally, the \$10-million [Well Compensation Grant program](#) from the Wisconsin Department of Natural Resources, provides funding to homeowners, businesses, and other organizations to support the replacement, reconstruction, treatment, or sealing of abandoned wells facing contaminants such as nitrate, E. coli, and arsenic.

Expanding Access to Broadband

The pandemic dramatically underscored the importance of broadband access. As Wisconsinites practiced social distancing to slow the spread of the virus and protect their loved ones, friends, and neighbors, it was imperative that they could safely work, attend school, shop for goods, and see their doctors without leaving home.

The pandemic has also illuminated the extent of Wisconsin's digital divide – the gulf between those with access to information and communications technology and those without such access. The Wisconsin Public Service Commission (PSC), based on the [National Broadband Map, reports](#) that Wisconsin has 246,113 unserved broadband serviceable locations. Unserved, for purposes of the [Broadband, Equity, Access, and Deployment](#) (BEAD) program, is defined as lacking wired or licensed fixed wireless service with speeds of 25/3 Mbps. A further 217,772 locations are estimated to be underserved, which lack 100/20 speeds from a wired or licensed fixed wireless service. The lack of access is particularly acute in some rural areas of our state.



Governor Tony Evers presents a ceremonial check for \$6 million to the Bad River Band of Lake Superior Chippewa to help expand access to high-speed internet in the area. Funded through SLFRF, the Broadband Access Grant Program is helping to expand access throughout Wisconsin.

Governor Evers made expanding high-speed internet a top priority for his administration even before onset of the pandemic. The Evers Administration recognized early that high-speed internet access not only was essential to getting through the pandemic but also a key part of Wisconsin's economic recovery and rebuilding economic momentum. As such, investments directed by Governor Evers using federal pandemic relief funds, coupled with state-funded investments, have provided or will provide more than 387,000 homes and businesses access to new or improved high-speed internet service.

SLFRF support has been a crucial element in this endeavor.

The Evers Administration has committed \$100 million in SLFRF funding for the **State Broadband Expansion Grant Program**. These grants provide funding for tailored solutions to extend reliable, affordable, high-speed broadband communications services to unserved or underserved areas of the state.

Response to the program has been overwhelming and illustrates the extent of the needs in Wisconsin. The PSC received 240 applications with funding requests equaling more than \$420 million. Grants were ultimately awarded to 83 projects that will expand fiber broadband internet to more than 28,426 residential and 1,490 business locations that are currently unserved and underserved. In addition, this funding has served as important preparation for other federal funding such as the Capital Projects Fund and the BEAD Program.

IV. Implementation and Impact

IV. IMPLEMENTATION AND IMPACT

The Wisconsin Economic Development Corporation (WEDC) April 2021 report, "[Wisconsin Tomorrow: Building an Economy for All](#)", outlined the state's economic recovery strategy, including how it might use Wisconsin's share of ARPA funding. The report noted the State's strategy "must draw upon the authentic Wisconsin ideal" – the belief that everyone deserves an opportunity to prosper, and that the Wisconsin economy can work for everyone.

This ideal is the beating heart of the Badger Bounceback. It shaped the design of SLFRF-funded grants and initiatives. It fueled a commitment to leave no one behind as Wisconsin recovered from the pandemic. And it ensured the State deployed the best of Wisconsin ingenuity when meeting the challenges of a post-pandemic world.

Governor Evers and the Evers Administration drew upon multiple sources to craft programs that would maximize the impact of these federal dollars, and to promote the economic well-being of every Wisconsinite. It incorporated research, data, and evidence, as well as direct feedback from the people of Wisconsin – from the folks who took the time to attend multiple listening sessions across the state to share their needs, convey their pandemic story with local and state officials or online, and identify ways the state could help all Wisconsinites achieve prosperity.



The 'Wisconsin Tomorrow: Building an Economy for All' report helped outline Wisconsin's economic recovery strategy.



This dialogue between the State and the people has been the keystone of the Badger Bounceback these last few years, and it continues to this day as many of the grants and initiatives have moved into the implementation stage. Program data is being collected and regularly shared on the [Badger Bounceback public-facing website](#). State officials have fanned out across Wisconsin to visit local businesses, nonprofits, and communities to see the impact firsthand and capture success stories. Surveys are being developed to gather feedback and information regarding how Wisconsinites have been impacted by the Badger Bounceback, how many jobs

have been saved or developed, and how main streets and communities have been able to flourish thanks to the directed investments. Conversations are underway about what went well with local initiatives, what we can learn, and how their successes might be shared with and applied to neighboring communities.

The Badger Bounceback has been successful because of the roadmap primarily drawn from the needs identified by the people of Wisconsin. The Evers Administration has worked across state and local agencies, municipalities, and stakeholders to make sure that SLFRF investments would have the greatest impact and meet those needs head-on, to build a strong and resilient future for our state.

The goal of these investments was to ensure that our main streets continue to thrive, and that all communities are well-positioned to address present-day challenges affecting public health, education, and households that may be struggling, prevent homelessness, provide broadband access, and build the infrastructure and systems that offer resilience against future challenges.

The following provides just a sampling of SLFRF-funded grant programs and specific initiatives that demonstrate the impact of these investments on our state and how they promote equitable outcomes, cultivate community engagement, support strong labor practices, encourage the use of evidence, and are being evaluated so that the State can leverage and apply the lessons learned to make more cost-effective investments and evidenced-based policy decisions in the future.

Promoting Equitable Outcomes

Promoting the well-being of every Wisconsinite means recognizing that the needs of Wisconsinites can and do vary. Consequently, equity has been a cornerstone of the Badger Bounceback from the start.

As noted previously, the pandemic brought to light many pre-existing inequities, and their disproportionate impact – in healthcare, economic opportunity, education, housing, and more. Closing those disparities means that strategies could and should vary from one community to the next. That’s why the Evers Administration rejected a “one-size-fits-all approach” when it came time to designing its SLFRF grant programs and initiatives and instead allowed for locally tailored solutions where applicable, in order to best respond to the challenges on hand.

Accordingly, competitive SLFRF grants offered by the administration included scoring rubrics that allowed for consideration of local, regional, or industry-specific approaches to addressing disparities in economic conditions, supporting underserved populations, and generating opportunities for growth.

Additionally, to ensure equity in funding, the Evers Administration took steps to ensure grant opportunities were promoted as widely as possible, and to reach stakeholders in need. These efforts are detailed further in the Community Engagement section of this report, but broadly these measures included statewide, as well as targeted communications and outreach to heighten awareness of SLFRF grant opportunities. State agencies also stood up resources – webpages, frequently asked questions documents, webinars, and more – to help prospective applicants who may be less experienced with grant processes and requirements and to connect homeowners, families, nonprofits, and businesses with available support.

Preserving Public Health

Throughout the pandemic, ensuring access to healthcare – including COVID-19 testing, vaccination, maternal care, mental health, and substance use treatment – was critically important across the state, especially in rural areas and communities that have traditionally faced barriers to care. Numerous programs augmented existing services with the development of telehealth services to provide COVID-treatment, mental health services and other types of care.

The COVID-19 Oral Antiviral Access Telehealth Initiative provides Wisconsin residents free access to a telehealth service that can issue prescriptions for COVID-19 antiviral treatments to eligible patients.

For example, the Wisconsin Department of Health Services (DHS) launched a free telehealth service to streamline access to COVID-19 treatment in 2022. The **COVID-19 Oral Antiviral Access Telehealth Initiative** received approximately \$4.3 million in SLFRF funding and provides Wisconsin residents free access to a telehealth service that can issue prescriptions for COVID-19 antiviral treatments to eligible patients. To address potential barriers to access related to technology or language, multi-language, internet, and telephone-based services were available. All Wisconsinites were eligible for COVID-19 treatments, regardless of health insurance status.

The new **Milwaukee County Mental Health Emergency Center** (MHEC) is a potent example of equity in action through the Badger Bounceback. This facility provides around-the-clock crisis services and will further address racial disparities in access to mental health and substance use disorder services by providing culturally competent and evidenced-based services to a qualified census tract (QCT) where limited access to preventative care and adequate crisis intervention has led to poor outcomes, arrests, incarceration and homelessness. The new MHEC is well-positioned to serve the greatest population of need. In co-locating County-operated care coordination and navigation services within the MHEC, the new center will be a preventative intervention, assisting individuals to begin their recovery journey, while addressing many of the social determinants of need that are essential to move Milwaukee County forward in its goal to be the healthiest community in Wisconsin.

The [Advancing Equity in Maternal and Child Health Grant Program](#) received \$5 million in SLFRF funding and provides funding to organizations that support innovative projects and programs designed to disrupt inequities in health outcomes for infants, children, birthing people, and people of reproductive age. This project also focuses on social determinants of health that impact the state's maternal and child health disparities, including maternal and infant mortality disparities. The program announcement came in the wake of a 2020 report that found that [Wisconsin had the worst Black infant mortality rate](#) in the U.S. among 36 states and the District of Columbia.



Officials from the Wisconsin Department of Health Services visit the Sojourner Family Peace Center to announce investments in maternal and child health.

Infants born to Black mothers in Wisconsin are three times as likely not to survive before their first birthday as infants born to white mothers in the state, and this inequity has been largely unchanged for decades. According to the [Wisconsin Maternal Mortality Review](#), maternal mortality rate for Black women in Wisconsin is approximately 5 times the rate for white women. These disparities are also present in Indigenous and Latino communities. Infants born to women from Indigenous and Latino backgrounds are 1.5 as likely not to survive their first birthday as infants born to white mothers in Wisconsin.

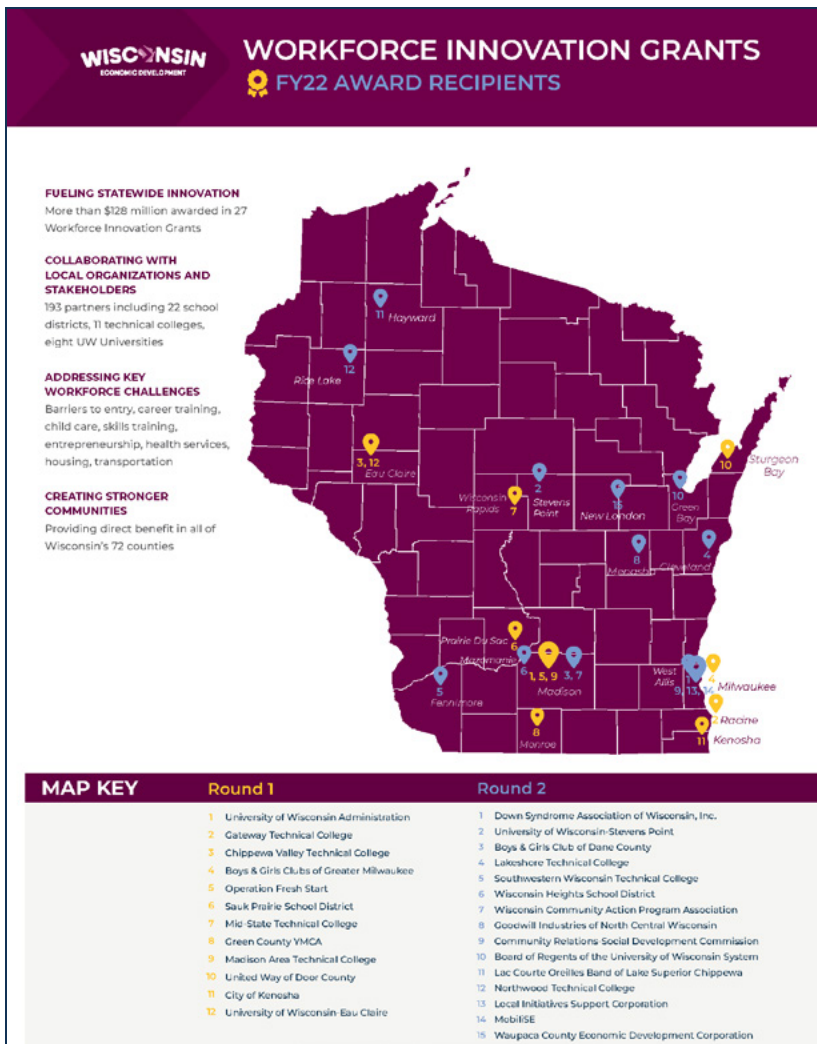
The priority areas for the Advancing Equity in Maternal and Child Health Grant Program include social determinants of health, mental well-being, building responsive and equitable healthcare systems, perinatal workforce development, connecting families to information and resources, and wraparound support for perinatal populations in uncertain situations, such as those without housing or in the justice system.

Promoting Economic Resilience

Wisconsin's economy differs regionally, as do the workforce challenges and appropriate solutions. As in most states, the pandemic accelerated economic and labor market trends that had already been decades in the making in Wisconsin. Some industries, however, were affected more than others and were slower to recover. With Wisconsin's record-low unemployment rates, some businesses still report challenges in hiring and retaining workers.

Aware of the varying economic impacts of the coronavirus, the Evers Administration launched multiple programs that aim to remove barriers to employment, foster resilience in the workforce, and extend support to businesses and nonprofit organizations disproportionately hurt by the pandemic, thereby strengthening Wisconsin's entire workforce and providing more opportunities for economic growth across more sectors and more communities.

As discussed above, the **Workforce Innovation Grants (WIG)** provided over \$128 million to support regional organizations in designing and implementing innovative plans to tackle their region's most pressing workforce challenges that arose during or were exacerbated by the coronavirus pandemic. The program focuses on encouraging affected regions and communities to develop leading-edge, long-term solutions so businesses can find workers, and workers can prepare for and connect to better, higher quality and more family-sustaining jobs. Each applicant was required to consider how the proposed solution(s) support populations and communities disproportionately impacted by the coronavirus health emergency. Based on the greatest need of their regions, grant recipients and their partners will provide services to people of color, including tribal populations, low-income individuals, youth ages 16-24, women, individuals with disabilities, and more.



A map of the Workforce Innovation Grant award recipients in Wisconsin. Grants were awarded to 27 unique entities engaging 193 partners.

Workforce Innovation Grant funding was awarded to 27 unique entities engaging 193 partners, including 22 school districts, 11 technical colleges, and eight University of Wisconsin institutions. These projects will provide direct benefit in all 72 Wisconsin counties. A detailed map (pictured at left) outlining the geographic locations of the award recipients can be viewed here: https://wedc.org/wp-content/uploads/2022/07/WEDC_WIG_map_22_6.6.pdf.

Worker Advancement Initiative (WAI) grants serve Wisconsinites who were unable to go back to jobs they held before the pandemic, as well as those who were either previously unemployed or underemployed prior to the pandemic. A total of \$20 million in funding went to 11 workforce development boards across to state to provide subsidized employment and skills training opportunities with local employers.

Leveraging the existing relationships that local workforce development board grantees have with local employers and service providers, WAI grantees targeted the unique needs of the underserved populations and high-demand industries in their communities. Examples included individuals involved in the justice system, individuals who are in or have aged out of foster care, non-custodial or single parents, long-term unemployed, veterans, Tribal members, individuals with disabilities, retired individuals and individuals aged 55 and older, dislocated workers, racial/ethnic minorities, individuals with limited English language proficiency, individuals facing substantial cultural barriers, migrant and seasonal farmworkers, LGBTQ+ persons, individuals with low incomes, individuals who lack basic skills or are experiencing homelessness, victims of human trafficking, domestic violence, or sexual assault, individuals living with or in recovery from substance abuse disorders.

WAI grant projects include substantial supportive and wraparound services to enable participation in work-based and classroom-based training programs. These programs simultaneously provide new skills, direct connections to local employers and wage subsidies for participation hours, thereby immediately improving the economic standing of grant participants and helping to reduce inequities in opportunities in the future.

The \$10 million Worker Connection Program prioritized economic and racial equity as a goal by using an evidence-based approach to offer free navigation services to expand career opportunities at the local level. Partnering with local organizations and businesses, Career Navigators work with individuals to identify their interests, values, and conditions of work and then connect them to resources, trainings, and in-demand career paths in their area. Analyzing data from the Current Population Survey (CPS) to identify groups that were disproportionately disconnected from the workforce and demographic information to identify marginalized communities, the Program is an active pilot project in Milwaukee County (Workforce Development Area 2) and the Bay area (WDA 5).

Workforce Innovation and Opportunity Act (WIOA) demographic information was also utilized to identify underserved populations within the designated [Workforce Development Areas](#). As a result of this analysis, Worker Connection identified populations for targeted outreach such as: individuals without a high school degree, people experiencing long-term unemployment, individuals with the belief that there is no work available, people who last worked in accommodations and food services, minority men, single parents, individuals in rural areas, and people experiencing homelessness.

Efforts have also been undertaken to render aid to industries, businesses, and nonprofit organizations that have been especially affected by the pandemic.

The \$42-million **Diverse Business Investment (DBI)** and \$73.4-million **Diverse Business Assistance (DBA)** programs, administered by the Department of Administration (DOA), were designed to fill in the gaps and provide additional assistance to those businesses and communities that were disproportionately impacted, including communities of color. The Federal Reserve Banks' [2021 Report on Firms Owned by People of Color](#) found more significant negative effects on business revenue, employment, and operations as a result of the coronavirus pandemic for businesses owned by people of color.

Grantees in these programs have experience working with diverse businesses to provide technical assistance in a culturally competent manner and are working to improve capacity and long-term viability of businesses and entrepreneurs that historically have struggled sustaining investments and gaining access to capital.

For example, the Wisconsin Black Chamber of Commerce has been using grant funds to provide start-up assistance and technical assistance to over 400 diverse businesses and to conduct boot camps with participation from 450 diverse businesses. A Black and Diverse Business showcase, held in late 2022 with over 200 businesses attending, provided participants with training and networking opportunities used to grow their businesses and set them up for future success.

The **Rural Wisconsin Entrepreneurship Initiative** is providing \$1 million for small business support, technical assistance, and other educational resources specifically aimed at rural entrepreneurs. Cohort-based technical assistance is available for rural entrepreneurs in underserved places, industries, and size categories, focused on idea-stage entrepreneurs, remote rural entrepreneurs, and industries that require specialized knowledge (e.g. childcare, food businesses, farm-based ventures).

Finally, **Wisconsin Small Business Grants** allowed businesses with at least \$10,000 in yearly sales to receive \$5,000 in grant funding. The intended outcome was to give businesses a direct payment grant as soon as possible in order to assist them with the increased costs related to serving customers during the coronavirus pandemic. The Department of Revenue (DOR) awarded over \$302 million to 60,623 small businesses in all counties in Wisconsin, through combined Coronavirus Relief Fund (CRF) and SLFRF funding streams. All businesses that applied and met the criteria were awarded a \$5,000 grant. Many small business groups and chambers received direct communications so that they could alert their members. DOR ensured that the applications were translated into Hmong and Spanish, the top secondary languages spoken in Wisconsin.

The Rural Wisconsin Entrepreneurship Initiative is providing \$1 million for small business support, technical assistance, and other educational resources specifically aimed at rural entrepreneurs.

Building Resilient Communities

Numerous studies, including those by the Centers for Disease Control and Prevention and the University of Wisconsin Population Health Institute (UWPH), quantified the disproportionate impact of COVID-19 on historically underserved communities. In June 2020, UWPH [connected these numbers](#) to the “long-standing, systemic issues that underpin differences in health outcomes, often referred to as structural inequities.”

The **Equitable Recovery Program** was conceived to tackle these inequities head-on through over \$87 million in grant funds. As noted earlier, organizations receiving these grants include free and charitable clinics, health advocacy organizations, and community healthcare organizations providing healthcare, preventative care, mental and behavioral healthcare, and dental care. Other grantees work with Wisconsin's kids and youth, help address housing security by supporting those experiencing homelessness, provide vocational and social programs for people with disabilities, and offer financial assistance and emergency supports to residents and families.

For example, the Women's Resource Center provides crisis intervention, advocacy, education, and prevention services for victims and survivors of domestic violence and sexual assault. The organization received a grant of more than \$210,000 to re-establish their SafeStart initiative, which educates local youth on dating violence, empowers them to engage in healthy relationship behaviors, and disrupts the cycle of violence.

Barriers to economic advancement drive many systemic inequities in Wisconsin. Lack of resources limits one's ability to afford food, shelter, and transportation, which then inhibit taking advantage of other opportunities for economic growth. The **Concordia 27 Community Center** project, an effort to convert a vacant building into a multi-faceted community center in Milwaukee, takes a multilateral approach to providing local resources (see sidebar on page 30).

Meanwhile, rural areas face significant health challenges. In Wisconsin, 26% of the population resides in rural areas, more than the 20% nationwide average, facing higher poverty rates, higher traffic fatalities, higher rates of substance use, and resulting higher medical needs. Unfortunately, rural residents have access to fewer healthcare provider options, as well as longer travel times to receive care.

As discussed above, the **Healthcare Infrastructure Capital Grant program** was designed to lay the foundation for healthier communities and a stronger state by addressing healthcare disparities, mental and behavioral health challenges; bridging rural healthcare gaps; and expanding care options for Wisconsinites. Healthcare centers, free clinics, and others providing critical care were hit hard during the pandemic, the projects funded through the \$100-million program will ultimately expand access to care for over 175,000 people, including in rural areas.

As an example, Platteville-based Southwest Health received a \$2.25-million grant to help build a new clinic in Kieler to satisfy a demand for services from that region, including for residents who live in Wisconsin but work in neighboring Iowa. Southwest Health provides coverage for a large rural area that has complex health needs exacerbated by sedentary lifestyles and unhealthy diets, resulting in a population that experiences more obesity and poverty than average and often has farther to travel for services. High among priorities is also an acute need for mental health counseling practitioners.



Staff at the new Southwest Health Clinic in Kieler. Southwest Health received \$2.25 million to help construct the clinic through the Healthcare Infrastructure Capital Grant program.

To meet these and other needs, construction of the Kieler Clinic adds practitioners, access, and opportunities for education and outreach for about 3,500 people. The grant covered the purchase of land, site preparation and construction for the new 6,500-square-foot clinic about seven miles northeast of the Iowa-Wisconsin border. Southwest Health anticipates 6,120 total clinic visits annually, with about 3,000 of these visits being from individuals receiving Medicare and Medicaid benefits.

While the entire state was impacted by the pandemic, certain communities faced additional barriers that would prevent them and their residents from being able to recover from the economic impacts of the pandemic as quickly as others. Targeted investments were needed to help address inequities across the state and build long-term, sustainable economic well-being across the state.



Above and below right, Governor Tony Evers visits with stakeholders after announcing SLFRF funds would support the Concordia 27 project, which aims to bring a new multi-faceted community center to Milwaukee's Near West Side.

Concordia 27 Project Uplifts Local Community

The Concordia 27 project takes a multilateral approach to providing local resources to residents. Converting a vacant building into a multi-faceted community center will offer significant shared space and provide flexibility to accommodate future emerging needs. Office space, kitchen demonstration space, and a large room that can accommodate health and wellness activities is planned for the first floor. Residents will lead the development of the programmatic offerings. Community partners will be able to offer site-based education and activities to further impact and reinforce the value of this communal asset.



The project in Milwaukee's Near West Side (NWS) will serve 28,000 residents that represent the overall diversity of the City of Milwaukee. NWS faces great opportunity and great need:

- 46 percent of NWS families and 42 percent of all children live in poverty.
- The area has a 12.6 percent unemployment rate and a median household income of \$18,686.
- NWS residents have a higher rate of "not good" mental health (19.1 percent) compared to the average City of Milwaukee rate (15.4 percent).
- The area has an eviction filing rate of 12.7 percent and the highest concentration of emergency shelter in the City of Milwaukee.

The intended outcomes of the Concordia 27 project are to provide residents with the diverse resources and services necessary to address systemic barriers that prevent them from attaining health, social, and wealth equity. Recognizing that these needs are too great and varying to address in a siloed fashion, Concordia 27 seeks to offer customized care plans for residents based on individual priorities.

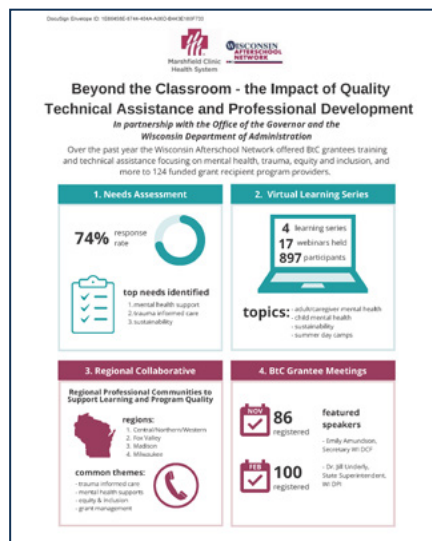
The **Neighborhood Investment Fund** (NIF) grant program provided nearly \$235 million for critical infrastructure and capital improvement grants to 31 local and Tribal governments. These significant and sustainable investments were designed to help communities recover from the negative effects of the COVID-19 pandemic and offer long-term economic benefits and ensure future resilience.

From the beginning, NIF was designed to support residents and communities that were disproportionately impacted by the pandemic, and funds were used to ensure the sustainability of public services, including access to affordable housing, childcare, community services, healthcare facilities, community revitalization projects, and more. Several projects focused specifically on support of vulnerable populations as well as services and organizations serving low-income or marginalized communities.

For example, the Forest County Potawatomi Community is utilizing a \$4.2-million NIF grant to support road, water, and sewer infrastructure at the Tribe's Sugarbush Housing Development and the Potawatomi Rounhouse, as well as the construction of a bike and walking path that connects both sites to employment and social locations in Carter, Wisconsin. The project is an effective way to address the Tribe's need for housing, improved health outcomes, and ongoing economic recovery.

Supporting Education and Access to Childcare

Quality out-of-school programs can help address socio-economic disparities by ensuring youth access to safe places, enrichment activities, and caring adults when out of school. The **Beyond the Classroom** program, mentioned above, focused on engaging organizations from across the state, with nearly \$50 million in funding. Recognizing that barriers to education and technology differ by community, applicants were required to describe how their organization would use the grant funds to address educational disparities exacerbated by COVID-19, including early learning services, increasing resources for high-poverty school districts, educational services like tutoring or afterschool programs, and supports for students' social, emotional, and mental health needs. Several grantees reported that a portion of the funding was used for scholarships for children who would not have otherwise been able to participate in the programming being offered due to financial barriers.



The Beyond the Classroom program supported grants to out-of-school organizations to improve capacity, learning opportunities, and mental health support for school-age children.

More than half of Wisconsinites reside in a child care desert, defined as an area with more than three children under age 5 for each licensed child care slot. The need in rural areas is even more dire. Equity is a focus of the **Dream Up! Child Care Supply-Building Grant Initiative** program, which used \$2.5 million in SLFRF funding, by expanding existing efforts to provide strategic planning support, funding, and stipends to address child care shortages. Lack of affordable childcare access can lead to workers losing out on economic opportunities, and coincidentally leads to less positive outcomes for children overall. Communities with successful applications demonstrated a commitment to equity and inclusion in their submissions. The Department of Children and Families, which administers the program, also deprioritized communities receiving Workforce Innovation Grants directly, in order to ensure more equitable distribution of funding across the state. Applications were received from all regions of the state and awards made to urban, rural, and tribal communities. Additionally, partners were supported to deliver services in Spanish.

Supporting Wisconsin Households

Promoting the economic well-being of every Wisconsinite means Wisconsinites should not be barred from prosperity due to a lack of access to basic necessities, including food, utilities, and safe drinking water.

Governor Evers created the **Food Security Initiative** (detailed in the Use of Funds section), investing a total of \$45 million to ensure food insecure residents in rural communities, urban centers, Tribal Nations, and Wisconsinites in all corners of the state receive much needed hunger relief. Some food banks have seen a gap in supply chain and donations. These funds are helping the network of food banks access additional purchased food that they would otherwise be unable to source to meet the demand. This cross-sector Wisconsin-forward funding has not only had statewide impact on charitable food organizations and the many thousands of Wisconsinites accessing food supports, but also substantially highlights and supports the Wisconsin farmers, producers, aggregators, and businesses who supply commodities, products, materials, transportation, and services.

The Division of Energy, Housing and Community Resources (DEHCR) operates the Wisconsin Home Energy Assistance Program (WHEAP), and a statewide network of local Community Action Agencies and other nonprofit partners to provide **Low Income Home Energy Assistance Program (LIHEAP)**, **Keep Wisconsin Warm/Cool Fund (KWWF)**, and **Veteran Rental Assistance Program (VRAP)** benefits. These local partner agencies have extensive experience providing energy benefits to eligible low-to-moderate-income households. Eligible program costs include marketing expenses to promote awareness of the program in historically underserved and marginalized communities throughout the state.

For these programs and the state's new Emergency Rental Assistance, non-profit program partner Energy Services Inc. (ESI) targeted demographic groups or isolated areas of the state with populations hardest hit by the pandemic. ESI also identified and targeted those with highest medical risk, the greatest disparity between income and energy costs, and further targeted those households or stakeholders who were actively involved with the highest COVID-19 risk demographic groups.

The **Well Compensation Grant Program** is providing \$10 million in funding to mitigate private water supplies serving households, and extends eligibility to low-income non-community public water systems, which often serve factories, daycares, churches, rural restaurants, and other small businesses. These low-income systems are often in rural areas of the state and can serve sensitive populations that are particularly at risk from contaminated drinking water. The program also expands the eligibility for the types of contamination, ensuring that private well owners and small businesses have access to funds, regardless of the contamination or source. More individuals, families, and small businesses can address systemic nitrate issues that are common, especially in rural parts of the state, and can cause serious health impacts.

Expanding Access to Broadband

As noted previously in this report, the pandemic underscored the importance of broadband to the lives of Wisconsinites. Indeed, President Biden went so far as to call high-speed internet “an absolute necessity” for Americans to fully participate in the 21st century economy, as well as healthcare and education systems, and Governor Tony Evers declared 2021 the Year of Broadband.

Investments in broadband were a vital part of SLFRF programs, principally the extension of broadband to unserved and underserved areas in a bid to close Wisconsin's digital divide. The Public Service Commission considered proposals for broadband projects in areas that lacked access to a wireline connection capable of reliably delivering at least minimum speeds of 25 Mbps download and 3 Mbps upload. The Commission considered the potential impact of projects on outcomes related to access to remote work, virtual schooling, healthcare, and other online opportunities. Awarded funding will build broadband infrastructure in previously underserved areas and close the gap toward universal service to allow more equitable access to online opportunities such as remote work, virtual schooling, and healthcare.



Governor Tony Evers talks with stakeholders at the Bronzeville Center for the Arts. Community conversations have helped shape many of the State's Badger Bounceback initiatives.

Community Engagement

From the beginning, the Badger Bounceback was developed as a blueprint for Wisconsin's recovery, stemming from public dialogue and input. Governor Evers and the Evers Administration used listening sessions and other feedback opportunities to understand the diverse needs of residents across the state, then create investment and funding opportunities to meet those needs directly, and communicate broadly to ensure successful access to support.

The outline of Wisconsin's roadmap for economic recovery began taking shape as early as the summer of 2020, when the Wisconsin Economic Development Corporation (WEDC) put forth its comprehensive report, "[Wisconsin Tomorrow: An Economy for All.](#)" to assess the economic impact of the coronavirus pandemic and to identify priorities for Wisconsin's recovery efforts. WEDC and other state agencies worked with stakeholders around the state in business, education, and local government to draft the report, which featured feedback from a cross-section of Wisconsinites.

Months later, Governor Evers followed with a series of listening sessions designed to afford Wisconsinites opportunities to discuss, provide feedback, and share personal stories on the governor's Badger Bounceback agenda for the 2021-23 budget. Topics for the sessions included healthcare, transportation and infrastructure, education, safety and criminal justice, and climate change and environment. Stories shared by constituents during these sessions focused considerably on the impacts of the pandemic and the need for assistance in addressing continuing challenges. Later that same spring, WEDC followed up with its subsequent report, "[Wisconsin Tomorrow: Building an Economy for All.](#)" to map the state's economic recovery strategy.

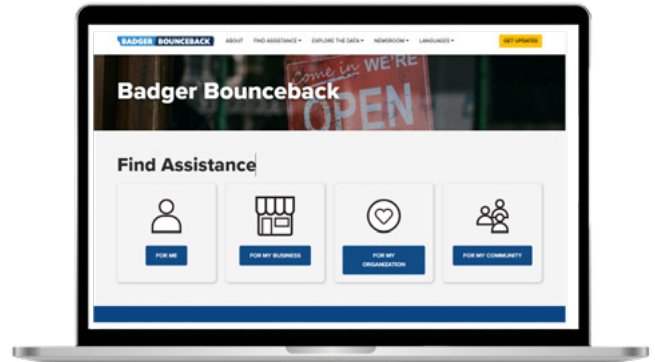
Honoring the feedback of Wisconsinites is a commitment shared across Wisconsin state government. That's why multiple Wisconsin agencies have engaged in – and continue to conduct – outreach activities around the various initiatives and grant programs supported by SLFRF funds. Whether through stakeholder engagement, listening sessions, surveys, community conversations, or other opportunities, the Evers Administration has consistently prioritized public input and feedback in developing programs and providing technical assistance to grantees to ensure successful implementation.

The Evers Administration made SLFRF grant opportunities as accessible as possible to the various stakeholders in Wisconsin. All competitive grant programs were announced via press release to generate greater media and stakeholder interest across the state.

Grant announcements were also promoted on the Governor’s and agency social media channels. Community partners participated in grant announcements and shared application links and materials with their members, community members, or stakeholders, and many state agencies held webinars and provided frequently asked questions (FAQ) materials to walk stakeholders through the applications process.

Designated webpages for grant programs provided a “go-to” resource for prospective applicants to learn more about the awards process and to access application materials. For DOA-managed competitive grant programs, a dedicated email inbox was established for all competitive grants and questions were answered via both an FAQ document as well as on webinars held by DOA staff, providing clear and consistent information to the public, regardless of their geographic location or their grant-writing experience.

The award-winning Badger Bounceback website, <https://badgerbounceback.wi.gov/>, has played a key role in promoting accessibility and transparency around all pandemic related grants and programs, while providing ways to engage with the public and opportunities for sharing success stories and feedback. Launched in the fall of 2021, this site has since become a clearinghouse of resources and information about Wisconsin’s pandemic recovery, helping businesses, individuals, communities, and organizations locate funding opportunities and share personal impact stories.



The award-winning Badger Bounceback website is a clearinghouse of data, resources and information for pandemic-related grants and programs.

The site provides a data trove of informative visualizations, demonstrating the use of federal funds from CARES, SLFRF, and the Consolidated Appropriations Act of 2021, with features to allow users to track investments in their local communities.

Designed to be informative and accessible, the website was recognized with the [Platinum Hermes Award](#), the [Silver \(Centauri\) Vega Digital Award](#), and the [2022 w3 Silver Winner](#) award for a state government website. The Badger Bounceback website is available in the five most commonly spoken languages in the state: English, Spanish, Hmong, Somali, and Hindi.

A companion Badger Bounceback newsletter regularly provides public updates on ongoing and newly launched programs, and opportunities to share success stories. This newsletter has reached thousands of Wisconsin municipalities, businesses, organizations, and individuals; highlighted available SLFRF grant opportunities and ongoing aid programs; and showcases how grant recipients are using their funds. As many programs have entered the implementation stage, telling the story of how the grants have been used has become a critical component of the newsletter. Because the SLFRF monies are one-time funds, spotlighting success stories allows communities and stakeholders to see how their counterparts have successfully tackled challenges in areas such as healthcare, economic resilience, community building, and more so that they may apply and incorporate the lessons learned to their own local initiatives.

Preserving Public Health

Public input and collaboration also have been guiding lights when meeting the public health challenges posed and exacerbated by the pandemic.

For example, as noted earlier in this report, the Wisconsin Department of Health Services (DHS) funded a Behavioral Health Gaps Study to assess the gaps and needs in the behavioral health service system for individuals with mental health (MH) and substance use (SUD) needs in the fall of 2018. The study also assessed partner priorities and recommendations to address these gaps. The assessment consisted of interviews, surveys, and focus groups with a wide range of partner groups with experience in the behavioral health system including public and private providers, advocates, and consumers. Administrators and direct providers with experience in the youth and adult service systems participated from both urban and rural areas. Consumers from a variety of historically underserved populations provided their perspectives to the study as well.

The Behavioral Health Gaps [report](#) summarized the behavioral health system needs and gaps based on these perspectives, and the **Behavioral Health Workforce Expansion and Capacity Building Initiative** was created to address these gaps. The \$10.1 million in funding aims to address shortages in child and geriatric psychiatrists, mental health inpatient beds and residential facilities for treating substance use, the inadequacies of the medical transportation system, a need for improving crisis stabilization services in the community that focus on reducing contact with police officers, medication-assisted treatment providers and clinics, long waitlists across the service array, competent translation services, and the need to provide wraparound services, particularly for consumers with families.

As part of the \$2-million grant investment to support mental and behavioral health services for underserved Wisconsinites, the Wisconsin United Coalition of Mutual Assistance Association **Project Resiliency** collaborated on a community mental health needs and assets study in 2020 to evaluate the Hmong community’s mental health, awareness, and access to behavioral health services. There were 14 town hall sessions—10 in-person and four virtual—conducted over the course of approximately three months to ensure that there was sufficient reach to Hmong participants throughout Wisconsin.

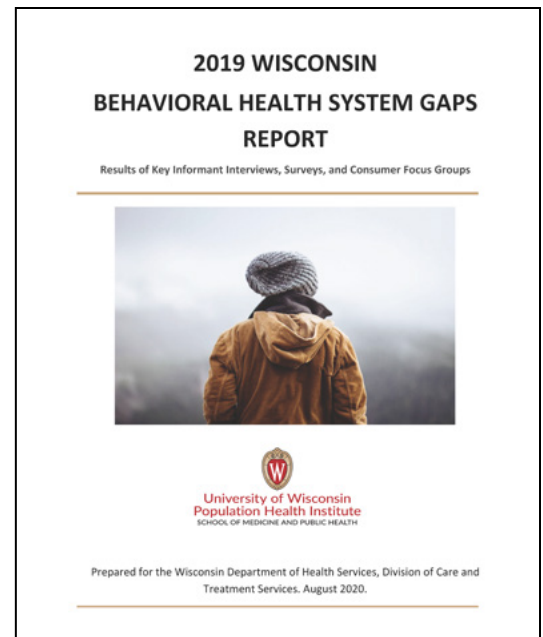
As a result, recommendations were made to ensure targeted efforts were implemented that responded to community feedback, including to develop and coordinate opportunities to increase education, awareness, and resources that would promote service utilization, and to promote and create strategic partnerships with mental health providers, community partners, and community members to collaborate on creating inclusive mental health services. Project Resiliency supports statewide Hmong mental health services, including Hmong Mental Health Advisory Council and the development of a statewide warmline with peer support for Hmong residents.

Promoting Economic Resilience

As noted previously in the report, the dialogue with stakeholders, particularly with business owners and business communities across the state, has been invaluable to the Badger Bounceback at all stages, from the development to the implementation stage. That dialogue continues to this day as the Evers Administration gathers feedback about the successful implementation of its SLFRF initiatives, gleaning lessons that can be shared and replicated elsewhere in Wisconsin and identifying any new challenges that may lie ahead to ensure that Wisconsin’s economy continues to work for all.

As discussed earlier, the **Rural Wisconsin Entrepreneurship Initiative** was developed as part of the Governor’s Blue Ribbon Commission on [Rural Prosperity’s 2020 Rural Voices Report](#). The commission captured oral feedback and testimony to synthesize a roadmap for rural vibrancy, to provide rural small businesses with entrepreneurship training and coaching and develop a rural economic development program specifically designed for rural communities.

Many targeted business assistance programs, such as **Event Venue and Small Business Grant** programs, **Summer Camp** and **Movie Theater grant programs** administered by the Department of Administration, were created with input from stakeholder communities and implemented with opportunities to collect and showcase stories of impacted individuals and businesses.



The Behavioral Health Workforce Expansion and Capacity Building Initiative was created to address gaps identified in the Behavioral Health System Gaps report.

In addition to access to post-award webinars and training series to support program compliance, grantees could participate in one-on-one technical assistance. Building capacity for grantees was a core component of several programs, with technical assistance and training designed to set grantees up for continued success. Beyond working directly with their grant administrators, feedback opportunities included in-person visits with state officials and local business leaders, and opportunities to submit success stories on the Badger Bounceback website.



A small business in the Sherman Phoenix Marketplace. The Wisconsin Department of Administration produced several videos featuring grant recipients like Sherman Phoenix as part of a broader effort to highlight the impact of grant funding on Wisconsin communities.

Access to the Badger Bounceback newsletter, which provides updates on federal funds-related grant opportunities, program highlights, and announcements, has helped grantees to learn about and expand their experience with governmental funding opportunities.

When possible, interviews with grantees were captured to highlight impact of the grant funding for the broader community and clients served by grantees. For example, the Sherman Phoenix Marketplace, a **Diverse Business Assistance** grant recipient was [profiled in a video developed by DOA](#), detailing how the grant will enable Sherman Phoenix to expand opportunities for diverse businesses in Milwaukee.

Finally, each **Workforce Innovation Grant** recipient has developed its own, unique outreach strategy that best meets the needs of the region it is serving and the achievement of the desired outcomes. In some cases, this includes grant-funded outreach campaigns in partnership with third-party marketing firms. In other cases, it includes a boots-on-the-ground approach to partnership and community engagement, using grant-funded staff to forge connections. Grantees are also leveraging the power of social media to tell the stories of their grant activities.

Building Resilient Communities

Stakeholder conversations have also been central to efforts to strengthen Wisconsin communities these last few years. As previously noted in this report, the Evers Administration has eschewed a “one-size-fits-all” approach when it comes to confronting the challenges of a post-pandemic world. The administration trusts that the people of Wisconsin best know how to tackle their challenges at the community level and accordingly encouraged local solutions where applicable.

For example, the concept for the **Concordia 27 (C27) project** (see sidebar on page 30) was born during the 2021 Near West Side Appreciative Inquiry Summit. During the three-day summit over 150 residents, students, business owners, non-profit representatives and other stakeholders pooled their perspectives to envision a collective future for the Near West Side and develop a plan for the next 2-3 years to realize that vision.

The summit identified that access to food is the number-one community need, followed by a recreational communal center space. In addition, comprehensive health needs assessment analysis, housing data trend analysis, and public safety data have contributed to the prioritization of inequities identified in this community.



Governor Tony Evers with Concordia 27 stakeholders. The idea for the multi-faceted community center emerged from a three-day summit that drew more than 150 people.

Throughout the development process, the C27 project team has thoughtfully engaged residents through a variety of platforms, including social media, text messaging, community and neighborhood association meetings, tours and other in-person events to inform, consult, and involve them in the project development. Feedback from community members leaned on access to food, work transit, and other opportunities.

The Wisconsin Department of Children and Families (DCF) hosts a biennial grantee meeting (alternating years with the Youth Services Conference), which includes at least one representative from each of the agencies' Runaway and Homeless Youth programs, as well as **Safe Shelter and Homelessness Grants grantees**. This is part of an intentional effort to better connect DCF's service partners to each other to both strengthen and align the different providers with the young people they interact with.

The last gathering was held in the Fall of 2022 and focused on how community partners can practice meaningful youth engagement. DCF continues to provide support and technical assistance as grant activities progress. DCF has also worked closely with the Balance of State Continuum of Care (CoC) in support of local Youth Action Boards and the Coordinated Community Plan for Wisconsin's Balance of State CoC.

Shaping the Concordia 27 Project

“As a business owner and resident of the Near West Side, I have seen firsthand the need for increased quality, safe and affordable housing in our neighborhood. I have also seen my clients and neighbors who need additional support with employment, and access to fresh food – and I welcome this new community center right in our area where they can get additional resources and assistance they need. This new development will bring more positive changes to 27th Street and the Near West Side neighborhood.”

- Dr. Ingrid Hicks, NWS resident and business owner

“All the good stores are out in the suburbs.... we have to rely on pantries and do not always get the best quality food. I think that if we had something in the community that was close by it would help us with nutritious food for kids.”

– Lamont Palmer, NWS resident

“I got a job offer...in Oak Creek. To travel all of that distance in the winter and cold, it's really difficult. I missed the opportunity a couple times because the bus stopped running. If [there were jobs] closer to the community, that would be helpful.”

– Lamont Palmer, NWS resident

“SDC understands the impact of poverty and trauma in our community and supporting Concordia 27 aligns with our goal of providing resources to Milwaukee County residents, empowering them to overcome the challenges they face while laying a strong and healthier foundation for future generations.”

- Dr. George Hinton, CEO, Social Development Corporation (SDC)

Additional resident comments can be viewed online here: <https://www.youtube.com/watch?v=aQGwtsFUP4E>

Supporting Education and Child Care

The overall framework for the **Get Kids Ahead K-12 Mental Health Initiative** came from analysis by the Department of Health Services in 2021 designed to find policy solutions to the mental health challenges people in Wisconsin were facing coming out of the COVID-19 pandemic.

The Department of Children and Families' (DCF) **Services for Children with High Acuity Needs program** is a competitive grant program available to agencies statewide that licensed foster homes. The overall goal of the grant was to increase and support the number of caregivers statewide that can successfully support placement of youth ages 10 and older with high acuity needs, thereby reducing the number of youths placed in congregate care settings like residential care centers and group homes. Community engagement for the grant occurs at individual agency levels with the agencies that were awarded the grant funding. Foster parents, as members of the community, provided some insights to what they needed as foster parents to support a youth with high acuity needs. Many agencies included this information in their grant applications. Other agencies have started recruitment campaigns within their community to bring awareness to the need for treatment-level foster homes that can serve youth with high acuity needs, while supporting reunification efforts.

Supporting Youth and Children (SYNC) is a new DCF website that allows group care providers to access and respond to referrals of youth who require treatment interventions services. The website builds on DCF's original business process re-engineering project in 2022-2023, consisting of site visits, successive rounds of workshops and interviews, as well as discussion with Tribal child welfare stakeholders, youth with lived experience, and a range of other stakeholders across the state. DCF uses this human-centered approach to ensure software projects like SYNC reflect DCF's vision of keeping kids safely with families, and, in particular, address racial disproportionality in the child welfare and youth justice system.

Supporting Wisconsin Households

Through the **Food Security Initiative grants** referenced earlier in this report, Wisconsin's food banks are working to identify needs of partner local food distribution organizations by consulting directly, holding listening sessions, and accepting applications for infrastructure needs and foods desired for purchase. Some food banks have polled pantries to understand their top needs and then support the purchase of supplies and equipment for local food distribution organizations. Hunger Task Force has worked in cooperation with the Wisconsin Department of Agriculture, Trade, and Consumer Protection (DATCP), the Dairy Farmers of Wisconsin, the Cooperative Network, the Wisconsin Cheesemakers, Wisconsin Grass Fed Beef and the Wisconsin Pork Producers to identify and screen small and medium-sized businesses for inclusion within the monthly Badger Box food delivery program.

Outreach for the Wisconsin Department of Natural Resources (DNR) **Well Compensation Grant Program** included specific strategies to reach potential applicants who may not have internet access, to boost awareness for the program and support the replacement, reconstruction, treatment, or abandonment of contaminated private wells. Television and radio interviews were done to promote the program to a state-wide audience. DNR also works with well-drilling professionals so that they can inform private well owners they may already be working with of the grant program.

Expanding Access to Broadband

The **Broadband Access Expansion** grantmaking process was a transparent process that occurred as part of an open Commission proceeding, with all documents available for public viewing on the Commission's docket. Members of the public, potential grantees, and other interested stakeholders were welcome to submit letters of support with applications, and participate in an objection period by filing comments on the Electronic Records Filing System.

Labor Practices

The Evers Administration is committed to promoting strong labor practices and employment opportunities, as these efforts advance effective and efficient delivery of high-quality infrastructure projects and support the state's greater economic recovery and workforce. Grant program agreements require that grantees comply with all federal and state laws. These requirements include the stipulation that grantees assure the State they will not discriminate on the basis of age, race, religion, color, handicap, sex, physical condition, or developmental disability. Grantees also must not discriminate for employment, for contract, or subcontract. All grantees are required to have and submit an Affirmative Action statement.

In addition, wherever possible, program investments ensured that the financial impact from grant funding would support local hiring, vendors, community re-investment, and more. For example, with funds going to local tourism boards and chambers, **Destination Marketing Organization** program funds would often be used to invest in local communities, support local hospitality industry workers, and local businesses.

During the bidding process for the **Concordia 27 Community Center** project, the program engaged a large pool of bidders, and specifically targeted small business enterprise (SBE), minority-owned enterprise (MBE), businesses owned by economically disadvantaged individuals (DBE), and woman-owned business enterprise (WBE) certified subcontractors. Initial subcontracting trade partners for the project were selected through a competitive bidding process, and a critical part of that selection criteria was ability to satisfy workforce requirements.

Several programs through the Department of Safety and Professional Services, such as the **Customer Support Service Center** and the **Staff Augmentation** program, are working to create a nation-leading model for occupational licensing that gets highly skilled, qualified applicants into the workforce as quickly and easily as possible. The goal is to make Wisconsin welcoming to workers and to retain talent developed locally. Augmenting services can help qualified applicants more quickly and easily obtain the necessary credentials for more stable, family-sustaining careers that support the state's infrastructure.

Beyond its infrastructure projects, many SLFRF initiatives work to support and promote new employment opportunities and career pathways for workers in the state's other high-demand industries. For example, the efficiencies and expansion afforded through the Department of Agriculture, Trade and Consumer Protection's (DATCP) **Meat and Poultry Supply Chain Resiliency Program** and **Meat Talent Development Program** are complementary programs designed to improve the long-term viability of the state's livestock industry by investing in projects that address businesses' capacity or production challenges and promoting the meat sector as an important and vital career choice by offering a variety of new training opportunities. Training for existing meat processors is designed to help business owners become better employers and attract, train, and place individuals from all educational backgrounds, age, sex, and race.

Partnering with the Wisconsin Technical College System, the University of Wisconsin (UW)-River Falls, UW-Platteville, UW-Madison, UW-Extension, and the Wisconsin Association of Meat Processors will accommodate training for those with a broad range of experience – from potential employees with no past experience to gain steady employment to those already working in the sector to attend short courses designed to help them become more skilled and/or become business owners.

The **Dream Up! Child Care Supply-Building Grant Initiative** is focused on improving access to child care in communities, which supports the ability of parents to work, and employers to recruit and retain talent in this critically important sector. The program is not focused on physical infrastructure or capital expenditures, but rather the family support and social infrastructure needed to support the overall workforce.

Some communities are also focusing on incentivizing participation in the child care workforce through bonuses and scholarships. Several programs also encouraged the hiring of local vendors, contractors, and expanding financial investments back into the community.

Use of Evidence and Performance Report

The Evers Administration addressed the challenges of the pandemic with both urgency and prudence. The public health and economic emergencies demanded swift action and efficiency, while the historic nature of the effort - and the significant resources available - demanded evidence-based programs and policies requiring prudent planning, careful consideration, and judicious review.

Accordingly, Governor Evers swiftly directed pandemic programs and initiatives with care. For example, as noted in the Community Engagement section, public feedback was gathered through a variety of mechanisms, including listening sessions, surveys, and community conversations, to assess the effects of the pandemic on Wisconsinites. This feedback would then be incorporated with data and evidence to indicate the best course of action for making investments with maximum impact.

The Evers Administration's approach incentivized data-driven solutions, as well as creativity, when tackling some of our state's most daunting challenges. For example, the rigorous scoring rubrics the State used to award competitive grants required applicants to explain why they thought their proposal would be successful, including how they would leverage partnerships and other mechanisms. Evidence could include research supporting their project, or it could include accounts that show how similar programs were successfully piloted in other communities. As a result, many Wisconsin communities are now pioneering solutions to workforce and housing shortages, healthcare access, economic opportunity, and more, and providing templates that other communities can follow.

This section outlines just some of the ways that various programs have used data, evidence, and best practices to develop programs and capture their impact, as well as measure outcomes from ongoing programs and investments. Given that many programs are either in the initial stages or still ongoing, performance reporting is only available on a preliminary basis, with future quarterly and final reporting yet to come.

Preserving Public Health

The Evers Administration has often relied upon data to guide action with its SLFRF programs, particularly those designed to protect the health and well-being of Wisconsinites.

When awarding grants to organizations to expand **Behavioral Telehealth Services**, for example, the Department of Health Services (DHS) required funding to be used on evidence-based interventions and practices. All expenditure requests were evaluated by a licensed clinician, as well as DHS staff to ensure agencies were complying with this requirement and that grant-funded services were evidence-based.



Governor Tony Evers with Peshtigo first responders after announcing an \$8 million investment into supporting and stabilizing Wisconsin's emergency medical services through Wisconsin's SLFRF funds.

The **Milwaukee County Mental Health Emergency Center project** referenced earlier in this report cites data showing mental health issues continue to disproportionately impact Milwaukee County's communities of color, particularly Black residents. A Human Services Research Institute (HSRI) study strongly recommended that Milwaukee County maintain the nationally recognized best practice of the specialized psychiatric emergency room. HSRI and Wisconsin Policy Forum studies recommended expansion in key community-based initiatives coupled with the safety net option of a specialized emergency room has been very effective in reducing emergency detentions, expanding upstream access to crisis services, reducing psychiatric hospitalizations, and increasing collaboration system wide in Milwaukee County.

Indeed, when it comes to access to psychiatric services, there has been a shortage of psychiatric prescribers across Wisconsin, especially in rural communities. A rise in demand for prescribers amidst the coronavirus pandemic has resulted in excruciatingly long waitlists, with many adolescents not receiving the level of care that they need.

The Children’s Walk-In Clinic under the **Enhanced Youth Mental Health Services program** provides early and timely interventions for adolescents experiencing [mental health issues](#) that will result in improved quality outcomes and best practices of care. More than half of individuals with mental health conditions in their lifetime begin experiencing symptoms prior to the age of 14; however, the average length of time between appearing symptoms and treatment is often over 10 years. This lack of urgency and availability portrays a gap in care for kids that the Children’s Walk-In Clinic aims to solve by providing immediate access to professional care.

The American Psychiatric Association reports that “early interventions for children showing signs mental illness can often minimize or delay symptoms, prevent hospitalization and improve prognosis.” However, a report by the National Center on Children in Poverty at Columbia University reveals that child mental health-related visits to hospital emergency departments have significantly increased, and that these emergency departments fail to meet children’s needs. The report recommends policymakers provide more community-based mental health treatment available for children and youth.

The Walk-In Clinic has served children and families from across the state of Wisconsin, as far as Manitowoc County, with the majority of patients coming from Milwaukee County (57 percent). A year after opening its doors, the clinic has served 917 children and teenagers and accounted for 972 visits, with 566 of the visits reasoning being based in trauma, other stressors, and anxiety.

Since the beginning of the pandemic, the State has facilitated distribution of approximately 18 million tests, including more than two million through the UW System, as a result of its comprehensive **COVID-19 Testing** program, funded in part by SLFRF. This investment ensured there were minimal gaps in tests whether distributed by local and Tribal health departments, at pharmacies, by mail, or on college campuses. Distributing COVID-19 testing supplies is part of an evidence-based mitigation policy that uses multiple strategies at the same time, including masking, ventilation, staying home when sick, and testing.

Since the beginning of the pandemic, the State has facilitated the distribution of approximately 18 million COVID-19 tests as a result of its comprehensive COVID-19 testing program, funded in part by SLFRF.

The DHS **COVID Operations-Storage and Transportation warehouse** was home to over 61.1 million pieces of personal protective equipment (PPE) and other medical equipment (vaccination supplies, cots, etc.) that took up around 150,000 square feet at its apex. This project provided additional financial resources to help ensure the health and safety of Wisconsin’s residents by maintaining, storing, and distribution personal protection and other equipment needed for emergency response. CDC, FEMA, and many states provide guidance on the maintenance of a stockpile of personal protective equipment. More than 31 million individual items have been distributed in the last year to over 1,763 requesters in 1,918 different requests.

Including stock purchased prior to the last state fiscal year, more than 4.4 million KN95s masks have been distributed in the last fiscal year supported by the **COVID-19 Personal Protective Equipment** program, many of which were distributed as the result of a large-scale survey. These went to tribes, free clinics, and non-for-profits across the State of Wisconsin. There are currently 2.7 million KN95s remaining in inventory.

Promoting Economic Resilience

Many businesses – especially traditional in-person businesses – were hit hard as retailers, restaurants, and other Main Street businesses closed due to the coronavirus pandemic.

Consequently, the goal of **Main Street Bounceback grant program** (MSBB) was to provide recovery funding to Wisconsin business while improving the odds of a business opening or expanding into a vacant storefront and increasing the likelihood of a business remaining open long-term. The project also sought to revitalize Wisconsin’s local economy by filling vacant commercial spaces.

At the time of the project's development, Wisconsin was in the midst of mitigating the pandemic's impacts. There was a need to support Wisconsin businesses, especially small businesses, during this time. Through MSBB, 9,426 applicants received \$10,000 and opened a business in a vacant storefront, with all 72 counties having at least one business open with MSBB assistance.

The overwhelming utilization and successful application of funds of MSBB demonstrates the project responded to community needs at the time; however the Wisconsin Economic Development Corporation gathered demographic information from the grant recipients to further assess the impact and offer insights for future program models.

In addition to local Main Streets, a top priority for Governor Evers and the Evers Administration has been to bolster Wisconsin's workforce.

When designing the **Workforce Innovation Grant program**, for example, the Wisconsin Department of Workforce Development (DWD) required grant applicants to include data and evidence-based practices in developing their project proposals. Training provided to participants using grant funds were to align with high-demand and high-growth industries and occupations, as reported by state labor market data, and employment outcomes were intended to align with the U.S. Department of Labor's Good Jobs Initiative.

Nearly 12,400 customers have accessed services through Wisconsin Job Centers with the support of DWD's **Job Center Staffing Resources**. Job Service staff applied labor market information data to develop recruitment strategies, in collaboration with employers, to target specific populations of underemployed and unemployed workers to increase their participation with the program and connect them with in-demand career opportunities.

As part of its **Improving Workforce Training Programs** initiative, DWD hired five labor market economist and research analyst positions that provide, produce, and disseminate labor market information to not only Job Service and DWD, but also to other State agencies, policymakers, educational partners, economic developers, businesses, and others to help address complex and multi-disciplinary workforce and economic issues.



Main Street Bounceback Grant Program at a Glance

Based on the **8,679** applicants who stated how many full-time equivalents (FTEs) they employed:

- 7,740 approved applications went to businesses that had less than 5 FTEs.
- **89%** of approved applicants reported less than 5 FTEs
- 3,453 approved applications (36.6%) went to **minority-owned businesses***
- 6,819 approved applicants (72.3%) selected at least one of the below on their application:
 - ◇ 5,352 approved applications (56.8%) went to **woman-owned businesses**
 - ◇ 454 approved applications (4.8%) went to **veteran-owned businesses**
 - ◇ 280 approved applications (3%) went to **businesses owned by individuals with disabilities**
 - ◇ 493 approved applications (5.2%) went to **LGBTQ-owned businesses***
 - ◇ 910 approved applicants did not disclose demographics.

Out of the **9,426** approved applications:

- 2,404 (25.5%), accounting for \$24,040,000—went to businesses located in rural counties*
- 7,022 (74.5%), accounting for \$70,220,000—went to businesses located in urban counties*

Survival and success outcomes have yet to be measured.

* According to the 2020 Census:

- 19.6% of Wisconsin's population identify as a minority.
- 2.8% of Wisconsin's population identify as a member of the LGBTQ community.
- 26% of Wisconsin's population lives in rural counties.
- 74% of Wisconsin's population lives in urban counties.

Evidence-based research projects in SLFRF-funded DWD programs include:

- Forecasting the supply/demand of labor and studying related policy implications to improve workforce and economic conditions throughout the state;
- Modeling and projecting industry and occupation long-term growth/decline, a Department of Labor deliverable, which forms the basis of many hiring, training, and education decisions by state stakeholders;
- Researching productivity trends in Wisconsin versus that of other states to direct action on improving overall economic competitiveness;
- Researching best practices of prevailing wage surveys to investigate impacts on migrant seasonal farmworkers and the associated workforce impacts.

Building Resilient Communities

As noted throughout this report, the pandemic accentuated disparities in areas like health outcomes and economic opportunity. Consequently, a number of the State's SLFRF programs were devised to help close these gaps by lending support to underserved communities.

Based on application data, the Equitable Recovery program could be expected to serve more than 700,000 Wisconsin families, residents and Tribal members.

The **Equitable Recovery Grants** awarded over \$87 million to 133 community-based organizations providing services or programming aimed at increasing equity and eliminating disparities in health, early childhood development, education, economic support, housing, and environmental justice in federally qualified census tracts (QCTs) or communities disproportionately impacted by the coronavirus pandemic. Based on application data, this competitive program could be expected to serve more than 700,000 Wisconsin families, residents, and Tribal members, many of whom reside in QCTs, are members of populations identified by the National

Institutes of Health as being disproportionately impacted by the pandemic or are residents of rural communities without equitable access to resources. All grant-funded projects are being evaluated for expenditure eligibility and to ensure projects are implemented in accordance with the scope of work, timeline, budget and requirements of the executed grant agreement. Each grantee will also participate in financial monitoring at least once during the grant performance period.

The **Healthcare Infrastructure Capital Investment grant program** referred to earlier in this report awarded more than \$100 million to 27 local and tribal governments and nonprofit healthcare organizations through competitive grants to support investments in healthcare infrastructure necessary to reduce disparities in healthcare services provided to individuals living in qualified census tracts or to other populations disproportionately affected by the coronavirus pandemic. As of June 30, 2023, nearly \$29.2 million has been disbursed, approximately 11 projects have been completed and five closeout reports have been submitted. The closeout report data show that 10,423 individuals, 9,820 of which were enrolled in Medicare/Medicaid, have been served during the program's performance period.

The Wisconsin Department of Children and Families (DCF) received \$2 million in SLFRF funds for **Runaway and Homeless Youth** (RHY) programs to support the unprecedented need and rising costs being faced by unaccompanied youth and families experiencing housing insecurity. In 2019-2020, DCF staff had engaged in a comprehensive analysis of effective services for youth identified as homeless or runaway, with an emphasis on effective rural programming. This analysis included a review of the literature pertaining to RHY service delivery (including aftercare), consent, and use of informal supports (including respite), a review of service delivery methods in other states, and listening sessions throughout the state with youth, family, like kin, and other informal supports.

Providers have embraced the opportunity provided through **Safe Shelter and Homelessness Grants** funding to adjust their engagement and outreach strategies with much success. One example is the use of funding to create short-term transitional housing in Stevens Point, with two units now being available for youth with ongoing intensive case management supports. In 2022, the racial demographics of Runaway and Homeless Youth in Wisconsin was as follows: 33 percent Black/African-American, 49 percent White/Caucasian, 13 percent Multiple, with all other races being two percent or less of the total population.

As a result of the analysis above, DCF also determined that there was enough demand and evidence of efficacy to expand its **PATHS Youth Services** (Positive connections, Academic support, Training and employment, Housing, and Social-emotional supports) efforts to ensure service provision in both northern and southern Wisconsin. PATHS is a comprehensive housing-first program model serving youth transitioning from foster care who are at imminent risk of homelessness or are currently homeless. In 2022, PATHS programs served 84 young adults, not including participants' minor children.

Supporting Education and Childcare

The report [“Wisconsin Tomorrow: Building an Economy for All”](#) noted that education was a crucial element in a person’s economic well-being and cited a lack of childcare as a barrier for Wisconsinites trying to enter or re-enter the workforce.

The Evers Administration has long understood the importance of investing in both areas to build an economy that works for every Wisconsinite and, accordingly, developed the Beyond the Classroom grant program and Get Kids Ahead initiative with SLFRF funds (both detailed in the Use of Funds section).

In the **Beyond the Classroom grant program** referenced earlier in this report, many grantees that provided educational programming and mental health supports for Wisconsin children outside traditional classroom hours reported exceeding their own enrollment goals, with several exceeding pre-pandemic enrollment levels. Approximately 91,000 children enrolled prior to the program’s performance period and approximately 230,335 students were served during the performance period, with 23,007 students participating in evidence-based tutoring programs. Overall, grantees reported the Beyond the Classroom grant program allowed them to keep their doors open and retain and hire staff, providing much needed educational opportunities for students during summer months and outside of school hours, but also created an opportunity for organizations to address mental health needs of students.



Governor Tony Evers visits with students at Stevens Point Area High School to highlight the “Get Kids Ahead” initiative, an SLFRF-funded endeavor that provided \$30 million to nearly every school district in the state for school-based mental health services for kids.

The Department of Public Instruction used information from COVID-19 relief federal spending patterns at schools to identify key areas of evidence-based practices that could be boosted by the **Get Kids Ahead K-12 Mental Health Initiative**. School districts were accustomed to using the evidence-based strategies outlined by the United States Department of Education (USDE), of which mental health supports is a large area of focus. This allowed districts to expand the work already underway or look to their peers to find new strategies for success. Additional information will be available after the close-out period in September of 2024.

Supporting Wisconsin Households

Access to safe drinking water is essential for Wisconsinites, and it is a chief reason why Governor Evers used a portion of SLFRF funding to improve access to clean drinking water across the state.

The Wisconsin Department of Natural Resources (DNR) has utilized groundwater sampling and well construction data in its **Well Compensation Grant program** referenced earlier in this report, an effort that supports the replacement, reconstruction, treatment, or abandonment of contaminated private wells. Nitrates are a persistent problem for private drinking water wells throughout the state, especially in agricultural areas. Nitrates are often not the result of any action or wrongdoing on the part of the well owner, but the expense of treatment or drilling a new well can be cost prohibitive. The DNR has issued 80 Well Compensation and 25 Well Abandonment Grants so far to recipients from rural counties in the state.

DNR based the SLFRF-supported program on an existing statutory well grant program and implemented updates to the eligibility criteria to further impact low-income families, rural households, and small businesses across the state. The SLFRF-supported program increased the income eligibility for the grants and expanded the eligibility for the types of contamination, ensuring that private well owners and small businesses have access to funds, regardless of the contamination or source.

The DNR database used in this program includes geologic conditions at a well site and sample results from public and private wells and some groundwater monitoring well networks. The database can be searched or downloaded and DNR staff use it to help well owners applying for well grants to select a solution that will have the greatest likelihood to succeed. The evaluation includes looking at the geologic conditions near the well site and the groundwater flow conditions relative to known potential sources of contamination. DNR staff are also tracking data from new well systems installed under the program to provide evidence for future grants that may come in from neighboring locations.

Historically under the pre-existing statutory grant program, DNR issues an annual average of five grants for new or reconstructed wells and 49 grants for well filling and sealing. The statutory grant program limits the eligible contaminants, has a lower income level for applicants, and does not allow non-community public water systems.

By addressing the outdated constraints of the statutory program, DNR has increased the number of successful grants to 156 grants for new, reconstructed or treated wells and 72 grants for well filling and sealing in just the first eight months of the program. DNR provides performance reports on a regular basis including SLFRF Well Grant Stats, data for the Badger Bounceback website, and monthly financial reporting to the Wisconsin Department of Administration.

Expanding Access to High-Speed Internet

Finally, as noted previously in this report, closing the digital divide is no longer a luxury but a necessity in the 21st century. In a bid to close our digital divide and extend access to high-speed internet, the Evers Administration has relied on available data to steer its efforts.

Broadband Access Expansion Grant awards were determined through an analysis of broadband availability data provided by the Federal Communications Commission and internet service providers. Applicants provided supplemental availability data that was evaluated by the Commission during the award process, and all eligibility determinations included a public evaluation and comment process on the docket 5-BF-2022. Further, ongoing evaluation and progress reports are updated quarterly and available on the docket. The resulting projects will expand fiber broadband internet 100Mbps/100Mbps (or 100/20 scalable to 100/100) to more than 28,426 residential and 1,490 business locations currently unserved and underserved.

Projects will expand fiber broadband internet 100Mbps/100Mbps (or 100/20 scalable to 100/100) to more than 28,426 residential and 1,490 business locations currently unserved and underserved. The projects receiving awards are located in 40 counties and 3 tribal lands. A mapping of grant awards is available through the Wisconsin [Broadband Grant Footprint](#).

V. Project Inventory



Economic Impact Assistance Reserve

00000 ARP AEI ARSV

Expenditure Category: 2.37-Economic Impact Assistance: Other

Funding Amount: \$34,924,965.15

<https://badgerbounceback.wi.gov/>

Project Overview

This program reserves funding for future economic impact assistance needs related to COVID-19.

Use of Evidence

Not available

Performance Report

Not available

Wisconsin Forest Products Cluster Initiative

00000 ARPAPAPER

Expenditure Category: **6.1-Provision of Government Services**

Funding Amount: **\$8,160,563.00**

<https://badgerbounceback.wi.gov/>

Project Overview

This project contains two separate and complementary components: the Advanced Manufacturing, Engineering Technology and Apprenticeship (AMETA) Center at Mid-State Technical College and Wisconsin Institute for Sustainable Technology (WIST) at the University of Wisconsin-Stevens Point (UWSP).

The State of Wisconsin's \$4-million investment in WIST at UWSP will build an enduring, sustainable platform to provide research, development, commercialization, and industry support for the forest products sector. Specifically, this funding will be used to build capacity, critical mass and profile, and operational support for WIST, as well as to secure key personnel to broaden its advocacy and technical contributions to reinforce the well-being of the sector.

This vision for WIST reflects the origin of the state's original commitment to the Wisconsin Paper Council-led Economic Development Administration's Build Back Better Regional Challenge proposal titled, "A Wisconsin Forest Products Cluster: A catalyst for sustainable, enduring transformation." It is WIST's expectation and goal that this investment will position it to attract and leverage additional private, philanthropic, and federal support through delivery of grants, contracts, and services, which will enable WIST to grow and sustain beyond the end of this investment.

Nevertheless, for the purposes of this plan, implementation involves the following aspects beginning January 1, 2023, and ending June 30, 2026:

1. Building capacity in provision of technical services, research, development and commercialization;
2. Business development and leveraging this state investment;
3. WIST operations; and
4. Marketing, advocacy, and developing relationships with trusted partners at the intersection of business and academia.

This investment aims to spur actions that support the economies of Wisconsin's forest-based communities. This will occur through collaborations with incumbent forest product businesses, attraction of new investments in the sector, diversification of the existing industry, and creation and commercialization of new products and processes.

Furthermore, this investment will continue momentum already built among numerous stakeholders to drive and modernize the sector to compete in regional, national, and global markets. The Wisconsin Economic Development Corporation (WEDC) will administer the funds for this project and

assist in outreach. This project is being designed to serve Wisconsin's rural communities and their local and regional economies to mitigate disinvestment that has occurred in the forestry industry.

The Mid-State Technical College AMETA Center will offer a wide variety of classes and resources to prepare students for the high-tech manufacturing environments found in local industries, including, but not limited to, the pulp and paper industry, as well as programs that will be used to prepare students to work in the design and construction of public projects like roads, bridges, parking structures, and stormwater management systems.

Administered through the Department of Administration, the AMETA Center will collaborate with regional employers and partner organizations to develop relevant career pathways for the forest products industry, specifically the state's pulp, paper, and converting mills, which will lead to an increased pipeline of workers to supply emerging needs in the region.

To do this, Mid-State will meet with partners twice per year to review workforce needs, curriculum, its relevance to the industries, alignment with K-12 programming, and development of emerging workforce training. This will allow Mid-State to develop curriculum for workforce training tailored to meet the needs of industry through direct input from employers, students, and other stakeholders; as well as prepare Developing a Curriculum documents and needs assessments for the Wisconsin Technical College System for future program development.

The Center will offer increased training capacity through investments in information technology, student learning infrastructure, and capital equipment to allow for increased student enrollment. MidState will construct the AMETA Center in Stevens Point to increase training capacity. The Center is expected to be completed by summer 2024 for student instruction in fall 2024.

The Center will implement policies to support enrollment outcomes for individuals from historically underrepresented communities. The Center will develop recruitment strategies to drive enrollment of individuals from historically underserved communities in collaboration with local non-profits focused on reducing education and employment equity gaps in the region. The center will also track demographic information for first-year student enrollment in the AMETA Center programs to identify equity gaps and develop strategies to close these gaps. Strategies will incorporate targeted recruitment and enrollment initiatives, including student services, connections to community organizations, and collaborations with employers.

Use of Evidence

The process to evaluate this project is being designed through the contracting process that is currently underway. WEDC will work with WIST to identify strategies to measure their impact in building capacity within the forestry industry, leveraging public investment, and diversifying the forestry industry within Wisconsin. The AMETA Center will report biannually on its outputs related to developing career pathways, increasing training capacity, and developing recruitment strategies. Setting and achieving these goals will be done collaboratively with stakeholders, including employers and partner organizations.

Performance Report

This project is in the initial stages.

Public Sector Workforce Initiative

00000 ARPAPSWRKFC

Expenditure Category: **3.3-Public Sector Workforce: Other**

Funding Amount: **\$15,000,000.00**

<https://badgerbounceback.wi.gov/>

Project Overview

This program provides funding for public sector workforce capacity initiatives.

Use of Evidence

Not applicable

Performance Report

Not applicable

Security Personnel Add-on Pay

00000 ARPASECURITYPAY

Expenditure Category: **3.1-Public Sector Workforce: Payroll and Benefits for Public Health, Public Safety, or Human Services Workers**

Funding Amount: **\$14,235,168.00**

<https://badgerbounceback.wi.gov/https://badgerbounceback.wi.gov/>

Project Overview

A persistently tight labor market has contributed to high vacancy rates at state health care facilities, including mental health facilities, resulting in difficulties meeting required staffing levels. This initiative funds a per-hour salary increase for Department of Health Services (DHS) facility staff in security classifications to improve recruitment and retention of employees in these positions and reduce overall vacancy rates. This pilot add-on began in March 2022.

Use of Evidence

DHS has monitored vacancy rates since the implementation of the add-on to inform future compensation recommendations in the state budget. DHS has requested that the add-ons be made permanent in the next state budget because they expect that making the add-on permanent will have a more substantial impact on recruitment and retention.

Performance Report

DHS has monitored vacancy rates since the implementation of the add-on. When the pilot add-on for security positions and relevant supervisors began in March of 2022, the vacancy rate for security positions at DHS was 13.52 percent. The current overall vacancy rate has improved to 12.02 percent.

Administrative and Operations Expenses

00000 ARPASTATEOPS

Expenditure Category: **7.1-Administrative Expenses**

Funding Amount: **\$21,996,993.62**

<https://badgerbounceback.wi.gov/>

Project Overview

This program funds agency- and enterprise-level administration and operations at the Departments of Administration, Children and Families, Workforce Development, and Health Services. Tasks include administration, project management, fiscal oversight, procurement, reporting, and compliance activity. These efforts are ongoing.

Use of Evidence

Not available

Performance Report

Performance of the management and administration of COVID-19 related federal funding is monitored through policies and practices set out in Uniform Guidance.

COVID-19 Testing

00000 ARPATESTING

Expenditure Category: **1.2-COVID-19 Testing**

Funding Amount: **\$147,743,281.89**

<https://www.dhs.wisconsin.gov/covid-19/testing.htm>

Project Overview

Community mitigation activities were recommended by the Centers for Disease Control and Prevention (CDC) to slow the spread of the COVID-19 pandemic. The funding for this project supported laboratory diagnostics and specimen collection and transportation, the Community Testing Support Program (formally the Testing Pilot Program), the "Say Yes! COVID Test" direct-to-household antigen test distribution program (CareEvolution + iHealth antigen tests), and procurement and distribution of COVID-19 testing supplies (POC and OTC antigen tests, viral transport medium or VTMs, and Covid Connect 2 specimen labels) to numerous groups serving vulnerable populations in Wisconsin, such as long-term care facilities, health care facilities, and emergency responders, among others.

Use of Evidence

Distribution of COVID-19 testing supplies is a key part of an evidence-based COVID-19 mitigation policy recommended by the CDC that involves simultaneous implementation of multiple strategies, including masking, ventilation, staying home when sick, and testing.

Performance Report

Across all testing programs, since 2020, the Department of Health Services has distributed approximately 16 million tests throughout the state. The COVID-19 Recovery and Response Testing Team maintained a program inventory dashboard throughout most of the pandemic. Since September 2022, approximately 3.1 million at-home antigen tests have been distributed through "Say Yes! COVID Test," the state's mail-order test distribution program. Tests have been sent to households in all 72 Wisconsin counties. Since 2021, nearly 3 million COVID-19 tests have been administered at almost 300 community testing support program locations in Wisconsin.

Unannounced American Rescue Plan Act Programs

00000 ARPAUNANNOUNCED

Expenditure Category: **6.1-Provision of Government Services**

Funding Amount: **\$79,030,008.43**

<https://badgerbounceback.wi.gov/>

Project Overview

This program includes funding for American Rescue Plan Act programs pending announcement.

Use of Evidence

Not applicable

Performance Report

Not applicable

Increased Utility Cost Initiative

00000 ARPAUTIL

Expenditure Category: **6.1-Provision of Government Services**

Funding Amount: **\$1,792,000.00**

<https://badgerbounceback.wi.gov/>

Project Overview

This project provided funding for the Department of Military Affairs (DMA) and Wisconsin Historical Society (WHS) to mitigate significantly increased utility costs that were heightened during the COVID pandemic.

The WHS 2021-23 utilities allotment was projected to be significantly lower than actual costs, which may be attributed to several factors, including decreased usage and site closures during the COVID-19 pandemic leading to a reduced base amount for the 2021-23 allotment calculation, increased usage, increased utility costs, and inflation. WHS demonstrated a sufficient reduction in revenue to cover the cost of providing government services.

Use of Evidence

State agencies regularly use data and outcomes to evaluate their operations and investments.

Performance Report

To date, DMA funding has been used to provide utility payments in the following amounts:

- Electricity – \$707,070.76;
- Natural gas (utility furnished) – \$402,763.52;
- Heating (steam or hot water/air) – \$27,263.74;
- Water and sewage – \$183,122.81.

The total of these utility payments is \$1,320,220.83.

WHS used the \$192,000 received to cover excess utility expenses during state fiscal year 2022, July 1, 2021 to June 30, 2022 and all of the funds were spent in state fiscal year 2022 to be able to "keep the lights on" at all museums and historic sites across the state.

Food Security Grants

11500 ARPAFOOD

Expenditure Category: **6.1-Provision of Government Services**

Funding Amount: **\$45,030,000.00**

https://datcp.wi.gov/Pages/News_Media/Covid19FoodSecurityInitiative.aspx

Project Overview

This program supports food banks, food pantries, and other eligible nonprofit organizations facing challenges due to the COVID-19 pandemic to connect with food producers, manufacturers, and aggregators in search of markets for their products. The Food Security Initiative makes funds available for reimbursement to Wisconsin's two largest food banks, Hunger Task Force, Inc. and Feeding Wisconsin, Inc. The groups purchase and seek reimbursement for food products for distribution to food banks, food pantries, and other eligible non-profit organizations in Wisconsin that are addressing hunger and food insecurity.

The groups may seek reimbursement for food storage and transport expenses. They may also seek reimbursement for retail purchases of food in areas with food storage and transport challenges. The Wisconsin Department of Agriculture, Trade and Consumer Protection works with both groups to ensure distribution to underserved areas and to food-assistance groups and networks that they did not have a previous relationship or affiliation with. The program began November 23, 2021 and will end August 31, 2023.

Use of Evidence

The goal of the Food Security Initiative has been to strengthen relationships between local producers, processors, pantry networks, and residents in order to eliminate food insecurity in rural communities, urban centers, Tribal Nations and homes across Wisconsin. Feeding Wisconsin and Hunger Task Force are proven partners in the fight against food insecurity and have demonstrated their effectiveness in providing emergency food distribution to all corners of the state through their networks.

Performance Report

Feeding Wisconsin has been able to distribute 9,442,829.29 pounds of food and 7,869,024.41 meals throughout the state through May 2023.

Food banks have purchased seasonal produce and proteins, staple pantry, meat, culturally preferred foods, and a variety of dairy and produce items that are regularly requested by community partners, prioritizing healthy options. Regional food banks are purchasing from local Wisconsin producers when possible. Food banks are sourcing in line with budgeted amounts for each food category and continuing to track and assess pricing, quality, and supply to ensure proper stewardship of funds. Food banks continue to receive feedback from community partners to understand the quantities and

varieties of food by categories and items that will meet the nutritional, dietary, and cultural preferences of consumers.

Feeding Wisconsin supported planning and outreach with producers and Tribal Nations for the 2022 Tribal Elder Box program. As of July 2022, all 11 federally and State recognized Tribal Nations are participating in the program.

Food is quickly being ordered by foodbanks local food distribution organizations and delivered to the distribution sites. Some food banks have had to put limits on the food to ensure that food is accessible to all partners across the state. Feeding Wisconsin is holding a monthly Statewide Food Bank Sourcing Staff Meeting to support planning, food purchasing connections/relationships, and potential statewide or collaborative purchasing.

The gaps in supply chain and donations have made accessing food difficult and the grant funds have enabled food banks to make purchases they otherwise might not have been able to.

Hunger Task Force has continued to purchase foods from small and medium-sized Wisconsin farmers, ranchers and food producers, aggregating these foods into Wisconsin Badger State Boxes (commonly known as “Badger Box”). Aggregation and delivery of Badger Box continued by Russ Davis Wholesale, an employee-owned wholesale produce supplier in Hammond, Wisconsin.

Hunger Task Force focused on providing and improving support to the now well-established food hubs serving the rural, remote, Indigenous, and low-income areas of Wisconsin. Technical assistance and support were provided on safe food handling, fair treatment of people and coordination of access to federal nutrition programs offered in local Wisconsin communities.

During the most recent reporting period, 17 hubs serving 50 food pantries within 61 counties received monthly deliveries of Badger Box.

Meat and Poultry Supply Chain Resiliency Program

11500 ARPAMEATPROC

Expenditure Category: **6.1-Provision of Government Services**

Funding Amount: **\$10,070,000.00**

<https://datcp.wi.gov/Pages/AgDevelopment/MeatPoultrySupplyChainResiliencyGrants.aspx>

Project Overview

Partnering with the Wisconsin Association of Meat Processors and small-to-medium meat processors, this program, administered by the Department of Agriculture, Trade, and Consumer Protection (DATCP), supports the growth of Wisconsin's meat processing industry and improves the long-term viability of the state's livestock industry by offering competitive reimbursement grants. Up to \$150,000 in competitive grant funds was available to projects at meat and poultry processing facilities and rendering businesses that grow or develop new and existing businesses' harvest or throughput capacity, improve production or profitability, or help address capacity or production bottlenecks and challenges. A 100-percent funding match was required of grant recipients. Applications for the program closed in August 2022.

Approved projects may include expansion efforts to provide assistance with professional services costs related to siting, engineering, design, or layout of new facilities or production lines, increases in an establishment's harvest capacity by 20 percent or more per year, increases in a meat or meat product production that shows a benefit to harvest capacity within the supply chain, or increases in rendering capacity or animal by-product utilization.

Use of Evidence

There was increased demand for slaughter at smaller, state-inspected meat processing facilities during the COVID-19 pandemic. Consistent with this trend, total slaughters of cattle rose 21 percent in 2020 relative to 2019 and total slaughters of swine rose 34 percent in 2020 relative to 2019. DATCP has identified that a shortage of meat processing capacity imposes a bottleneck on growth in Wisconsin's meat industry, estimating that in recent years, wait times from scheduling to slaughter have increased from approximately two months to two years.

In response, a state-funded meat processor grant program was developed in 2021 to be administered by DATCP. During the initial round, DATCP received 100 applications requesting approximately \$4.4 million, although only \$200,000 was available. The evidence of strong demand for the state program informed this SLFR-funded initiative.

DATCP is monitoring the results of this project to inform future program and policy recommendations. Quarterly and final reports will offer industry impact data, including increases in harvest capacity, additional services available, impact on throughput, projected benefits, related non-grant-funded investments, and new jobs created and retained, as well as challenges/barriers to accomplish goals and types of resources would be helpful in accomplishing processors' goals.

Performance Report

DATCP received 99 grant applications requesting more than \$11.1 million in funding. DATCP selected 91 recipients that span 48 Wisconsin counties. A list and map of the finalists can be found on DATCP's website. Project metrics are not yet available.

Meat Talent Development Program

11500 ARPAMEATTLNT

Expenditure Category: **6.1-Provision of Government Services**

Funding Amount: **\$5,110,000.00**

<https://meatpathways.wi.gov/>

Project Overview

The Meat Talent Development Program is a multi-faceted program designed to promote the meat sector as an important and vital career choice and attract, train, and place individuals of all educational backgrounds, age, sex, and race. The intended outcomes of the program are to strengthen rural communities by providing jobs in the meat sector, growing meat processing capacity, and giving farmers more options to capture the full value of their livestock.

Partnering with the Wisconsin Technical College System (WTCS), the University of Wisconsin (UW)–River Falls, UW–Platteville, UW–Madison, UW Extension, and the Wisconsin Association of Meat Processors, the program aims to attract potential employees to the meat sector by promoting the career pathways available within the industry through a dedicated website and develop educational opportunities that accommodate a broad range of experience – from no past experience to short courses designed to help those already working in the sector to become more skilled employees and business owners.

Specific opportunities include a high school meat unit educational curriculum that can be incorporated into existing agriculture or culinary classes, meat training at eight colleges within the WTCS, Humane Handling Institute in partnership with the UW-River Falls to train meat processors involved in slaughter, and tuition reimbursement for short-courses at UW–Madison, such as Hazard Analysis Critical Control Point (HAACP), Carcass Fabrication, and Basic Meat Processing School.

Use of Evidence

Evaluations and measurements are being developed to capture information related to placement levels, training evaluations by participants, and interviews with those who have used the programs and gauge the success of the Meat Talent Development Program to inform future program and policy recommendations.

Performance Report

A Meat Pathways website has been built that includes videos highlighting career areas. A job openings page and landing pages connecting to individual Technical College meat training programs are currently being constructed. The high school meat unit educational curriculum has been developed and completed. All Wisconsin High Schools wanting to incorporate the Unit have access and at least 60 schools have committed to including it in the 2023-24 school year. Three of the eight participating technical colleges have completed a full course, with 32 students completing. All eight will have courses for the 2023-24 school year and are accepting applications.

The Humane Handling Institute is currently assisting interested meat processors in developing a Systematic Plan to the Humane Handling of Livestock. The six two-and-a-half day schools will begin Fall 2023. Two HACCP courses have been held with a third scheduled for July, with a total of 106 participants receiving tuition reimbursement to date. Twenty-seven participants received tuition reimbursement for the meat processing school.

Broadband Access Grants

15500 ARPABRDBAND

Expenditure Category: **5.19-Broadband: Last Mile projects**

Funding Amount: **\$102,353,702.00**

<https://psc.wi.gov/Pages/ServiceType/Broadband/GrantsARPA.aspx>

Project Overview

ARPA Broadband Access Grants, administered by the Public Service Commission, are improving broadband access, adoption, and affordability by funding the construction of fiber broadband internet in unserved and underserved areas of Wisconsin. Funding was allocated to alleviate critical gaps in access to work opportunities, remote learning, telehealth, and community participation caused by a lack of internet access during the pandemic.

Projects will expand fiber broadband internet with speeds of 100 Megabits per second download and 100Mbps upload (or 100/20 scalable to 100/100) to an estimated 28,426 residential and 1,490 business locations currently unserved and underserved. The projects receiving awards are located in 40 counties and three tribal lands. The grant awardees will provide matching funds of \$101,942,388. Awarded projects must be completed by the end of 2024.

Use of Evidence

Grant awards were determined through an analysis of broadband availability data provided by the Federal Communications Commission and internet service providers. Applicants provided supplemental availability data that was evaluated by the PSC during the award process, and all eligibility determinations included a public evaluation and comment process on the docket 5-BF-2022. Further, ongoing evaluation and progress reports are updated quarterly and available on the docket.

Performance Report

Projects will expand fiber broadband internet 100Mbps/100Mbps (or 100/20 scalable to 100/100) to more than 28,426 residential and 1,490 business locations currently unserved and underserved. The projects receiving awards are located in 40 counties and three tribal lands. A mapping of grant awards is available through the Wisconsin Broadband Grant Footprint.

The subsequent table (pages 63 – 73) shows the status of each Broadband Assistance project.

Project ID Entity Project Location	Funding Amount	Project Overview	Performance Report
15500_BRDBAND_719 Bruce Telephone Company Fireside Lake	\$66,225.00	This project will utilize a Fiber to the Premise service to reach 1 business and 53 residential locations in the town of Big Bend in Rusk county.	This project reported being 50% complete at the end of quarter two of 2023.
15500_BRDBAND_720 Siren Telephone Company Town of Jackson / Voyager Village Phase 2	\$421,948.00	This project will utilize a Fiber to the Premise service to reach 1 business and 247 residential locations in the town of Jackson in Burnett county.	This project reported being 100% complete at the end of quarter two of 2023.
15500_BRDBAND_721 Siren Telephone Company Town of Oakland / West Yellow River Road	\$252,264.00	This project will utilize a Fiber to the Premise service to reach 10 businesses and 152 residential locations in the town of Oakland in Burnett county.	This project reported being 100% complete at the end of quarter two of 2023.
15500_BRDBAND_722 UpnetWI, LLC Town of Pleasant Springs	\$90,346.00	This project will utilize a Fiber to the Premise service to reach 5 businesses and 184 residential locations in the town of Pleasant Springs in Dane county.	This project reported being 100% complete at the end of quarter two of 2023.
15500_BRDBAND_723 Whitewater Wideband, LLC DBA Edge Broadband Town of Lafayette	\$144,804.00	This project will utilize a Fiber to the Premise service to reach 11 businesses and 69 residential locations in the town of Lafayette in Walworth county.	This project reported being 80% complete at the end of quarter two of 2023.
15500_BRDBAND_724 Chibardun Telephone Cooperative DBA Mosaic Technologies Bear Lake / Oak Grove	\$3,625,483.00	This project will utilize a Fiber to the Premise service to reach 93 businesses and 468 residential locations in the towns of Bear Lake, Oak Grove, Sarona, and Cedar Lake in Washburn and Barron counties.	This project reported being 75% complete at the end of quarter two of 2023.
15500_BRDBAND_725 Chibardun Telephone Cooperative DBA Mosaic Technologies Big Chetac	\$4,093,321.00	This project will utilize a Fiber to the Premise service to reach 24 businesses and 511 residential locations in the towns of Birchwood and Edgewater in Washburn and Sawyer counties.	This project reported being 99% complete at the end of quarter two of 2023.
15500_BRDBAND_726 Chibardun Telephone Cooperative DBA Mosaic Technologies Four Corners	\$185,530.00	This project will utilize a Fiber to the Premise service to reach 9 businesses and 13 residential locations in the towns of Wilson, Cedar Lake, and Birchwood in Washburn, Barron, and Rusk counties.	This project reported being 100% complete at the end of quarter two of 2023.

Project ID Entity Project Location	Funding Amount	Project Overview	Performance Report
15500_BRDBAND_727 Chibardun Telephone Cooperative DBA Mosaic Technologies Town of Otter Creek	\$878,700.00	This project will utilize a Fiber to the Premise service to reach 19 businesses and 57 residential locations in the town of Otter Creek in Dunn county.	This project reported being 100% complete at the end of quarter two of 2023.
15500_BRDBAND_728 Chibardun Telephone Cooperative DBA Mosaic Technologies Town of Sarona	\$4,233,425.00	This project will utilize a Fiber to the Premise service to reach 75 businesses and 690 residential locations in the towns of Sarona, Madge, Beaver Brook, and Long Lake in Washburn county.	This project reported being 35% complete at the end of quarter two of 2023.
15500_BRDBAND_729 SonicNet, Inc Town of Washington (Bass Lake)	\$349,658.00	This project will utilize a Fiber to the Premise service to reach 12 businesses and 187 residential locations in the town of Washington in Vilas county.	This project reported being 100% complete at the end of quarter two of 2023.
15500_BRDBAND_730 Starwire Technologies, LLC Indian Creek South Phase 2	\$540,057.00	This project will utilize a Fiber to the Premise service to reach 17 businesses and 149 residential locations in the town of Lorain in Polk county.	This project reported being 5% complete at the end of quarter two of 2023.
15500_BRDBAND_762 CCI Systems, Inc DBA Astrea Town of Foster - Rock Dam Lake	\$179,048.00	This project will utilize a Fiber to the Premise service to reach 4 businesses and 140 residential locations in the town of Foster in Clark county.	This project reported being 99% complete at the end of quarter two of 2023.
15500_BRDBAND_763 Washington Island Electric Cooperative Washington Island - Phase 3	\$1,060,178.00	This project will utilize a Fiber to the Premise service to reach 78 businesses and 232 residential locations in the town of Washington in Door county.	This project reported being 90% complete at the end of quarter two of 2023.
15500_BROADBND_769 Central State Telephone Company, LLC DBA TDS Telecom Necedah	\$1,088,791.00	This project will utilize a Fiber to the Premise service to reach 25 businesses and 780 residential locations in the towns of Armenia, Clearfield, Finley, and Necedah in Juneau county.	This project reported being 0% complete at the end of quarter two of 2023.
15500_BROADBND_770 The Farmers Telephone Company, LLC DBA TDS Telecom Potosi	\$943,333.00	This project will utilize a Fiber to the Premise service to reach 7 businesses and 177 residential locations in the towns of Harrison and Potosi in Grant county.	This project reported being 10% complete at the end of quarter two of 2023.

Project ID Entity Project Location	Funding Amount	Project Overview	Performance Report
15500_BROADBND_771 Tri-County Communications Cooperative, Inc Town of Alma (Jackson County)	\$2,177,500.00	This project will utilize a Fiber to the Premise service to reach 10 businesses and 338 residential locations in the town of Alma in Jackson county.	This project reported being 35% complete at the end of quarter two of 2023.
15500_BROADBND_772 Tri-County Communications Cooperative, Inc Town of Naples	\$1,137,500.00	This project will utilize a Fiber to the Premise service to reach 10 businesses and 160 residential locations in the town of Naples in Buffalo county.	This project reported being 100% complete at the end of quarter two of 2023.
15500_BROADBND_773 Nelson Communications Cooperative DBA Ntec Town of Mondovi	\$1,585,200.00	This project will utilize a Fiber to the Premise service to reach 142 businesses and 142 residential locations in the town of Mondovi in Buffalo county.	This project reported being 100% complete at the end of quarter two of 2023.
15500_BROADBND_774 Pierce Pepin Cooperative Services Clifton North	\$1,080,103.00	This project will utilize a Fiber to the Premise service to reach 10 businesses and 100 residential locations in the towns of River Falls and Clifton in Pierce county.	This project reported being 100% complete at the end of quarter two of 2023.
15500_BROADBND_775 Pierce Pepin Cooperative Services Clifton South	\$537,725.00	This project will utilize a Fiber to the Premise service to reach 6 businesses and 120 residential locations in the city of River Falls and the town of Clifton in Pierce county.	This project reported being 100% complete at the end of quarter two of 2023.
15500_BROADBND_776 Pierce Pepin Cooperative Services El Paso	\$1,293,497.00	This project will utilize a Fiber to the Premise service to reach 10 businesses and 390 residential locations in the towns of River Falls, El Paso, and Martell in Pierce county.	This project reported being 100% complete at the end of quarter two of 2023.
15500_BROADBND_777 Pierce Pepin Cooperative Services Esdaile NW	\$591,698.00	This project will utilize a Fiber to the Premise service to reach 10 businesses and 250 residential locations in the towns of Ellsworth, El Paso, and Hartland in Pierce county.	This project reported being 100% complete at the end of quarter two of 2023.
15500_BROADBND_778 Pierce Pepin Cooperative Services Oak Grove North	\$712,130.00	This project will utilize a Fiber to the Premise service to reach 8 businesses and 142 residential locations in the towns of Oak Grove and Clifton in Pierce county.	This project reported being 100% complete at the end of quarter two of 2023.

Project ID Entity Project Location	Funding Amount	Project Overview	Performance Report
15500_BROADBND_779 Pierce Pepin Cooperative Services Oak Grove South	\$507,549.00	This project will utilize a Fiber to the Premise service to reach 2 businesses and 214 residential locations in the town of Oak Grove in Pierce county.	This project reported being 100% complete at the end of quarter two of 2023.
15500_BROADBND_780 Pierce Pepin Cooperative Services Town of Ellsworth	\$627,174.00	This project will utilize a Fiber to the Premise service to reach 5 businesses and 255 residential locations in the towns of Ellsworth, El Paso, and Martell in Pierce county.	This project reported being 100% complete at the end of quarter two of 2023.
15500_BROADBND_781 Pierce Pepin Cooperative Services Town of River Falls Northeast	\$804,340.00	This project will utilize a Fiber to the Premise service to reach 14 businesses and 360 residential locations in the city of River Falls and the towns of Kinnickinnic and River Falls in Pierce and St. Croix counties.	This project reported being 100% complete at the end of quarter two of 2023.
15500_BROADBND_782 Pierce Pepin Cooperative Services Trimbelle West	\$575,465.00	This project will utilize a Fiber to the Premise service to reach 6 businesses and 200 residential locations in the towns of River Falls, Trimbelle, and Oak Grove in Pierce county.	This project reported being 100% complete at the end of quarter two of 2023.
15500_BROADBND_786 Wittenberg Telephone Company, Inc DBA Wittenberg Wireless Langlade County	\$544,850.00	This project will utilize a Fiber to the Premise to reach 13 businesses and 156 residential locations in the towns of Antigo, Neva, Upham and Polar in Langlade county.	This project reported being 99% complete at the end of quarter two of 2023.
15500_BROADBND_787 Wittenberg Telephone Company, Inc DBA Wittenberg Wireless Stockbridge Munsee	\$543,400.00	This project will utilize a Fiber to the Premise service to reach 4 businesses and 148 residential locations in the towns of Almon, Stockbridge, and Red Springs in Shawano county.	This project reported being 100% complete at the end of quarter two of 2023.
15500_BROADBND_788 Wittenberg Telephone Company, Inc DBA Wittenberg Wireless Town of Norrie	\$150,000.00	This project will utilize a Fiber to the Premise service to reach 3 businesses and 96 residential locations in the town of Norrie in Marathon county.	This project reported being 100% complete at the end of quarter two of 2023.

Project ID Entity Project Location	Funding Amount	Project Overview	Performance Report
15500_BROADBND_789 Nextgen Communications, LLC DBA Nextgen Broadband Glenwood City	\$2,130,629.00	This project will utilize a Fiber to the Premise service to reach 102 businesses and 1036 residential locations in the city of Glenwood, and the villages of Downing and Boyceville in St. Croix and Dunn counties.	This project reported being 65% complete at the end of quarter two of 2023.
15500_BROADBND_790 Northwoods Communications Technologies, LLC DBA Northwoods Connect Forest, Oneida and Vilas Counties	\$2,283,772.00	This project will utilize a Fiber to the Premise service to reach 65 businesses and 1268 residential locations in the Reservation of Mole Lake Indians, and the towns of Lincoln, Laona, Blackwell, Argonne, Hiles, Crandon, Nashville, Three Lakes, and Washington in Forest, Oneida, and Vilas Counties.	This project reported being 0% complete at the end of quarter two of 2023.
15500_BROADBND_791 Town of Liberty Grove Northport FTTH Pilot	\$318,500.00	This project will utilize a Fiber to the Premise service to reach 1 business and 44 residential locations in the town of Liberty Grove in Door county.	This project reported being 90% complete at the end of quarter two of 2023.
15500_BROADBND_792 Reedsburg Utility Commission DBA LightSpeed Happy Hill	\$2,362,500.00	This project will utilize a Fiber to the Premise service to reach 28 businesses and 404 residential locations in the towns of Honey Creek, Westfield, Baraboo, and Freedom in Sauk county.	This project reported being 1% complete at the end of quarter two of 2023.
15500_BROADBND_793 Reedsburg Utility Commission DBA LightSpeed Iowa County	\$2,025,000.00	This project will utilize a Fiber to the Premise service to reach 23 businesses and 479 residential locations in the village of Arena, the towns of Arena and Wyoming, and the communities of Coon Rock, Helena, and Wyoming in Iowa county.	This project reported being 5% complete at the end of quarter two of 2023.
15500_BROADBND_794 Reedsburg Utility Commission DBA LightSpeed White Mound	\$3,757,500.00	This project will utilize a Fiber to the Premise service to reach 57 businesses and 625 residential locations in the village of Plain and towns of Bear Creek, Franklin, Buena Vista, and Ithaca in Sauk and Richland counties.	This project reported being 95% complete at the end of quarter two of 2023.
15500_BROADBND_795 Reedsburg Utility Commission DBA LightSpeed Witwen	\$3,600,000.00	This project will utilize a Fiber to the Premise service to reach 40 businesses and 652 residential locations in the towns of Troy, Honey Creek, Prairie du Sac, and Sumpter in Sauk county.	This project reported being 5% complete at the end of quarter two of 2023.

Project ID Entity Project Location	Funding Amount	Project Overview	Performance Report
15500_BROADBND_797 Farmers Independent Telephone Company DBA Grantsburg Telcom Anderson	\$223,530.00	This project will utilize a Fiber to the Premise service to reach 45 residential locations in the town of Anderson in Burnett county.	This project reported being 85% complete at the end of quarter two of 2023.
15500_BROADBND_798 Farmers Independent Telephone Company DBA Grantsburg Telcom Clam River Phase 1	\$251,545.00	This project will utilize a Fiber to the Premise service to reach 35 residential locations in the town of Union in Burnett county.	This project reported being 90% complete at the end of quarter two of 2023.
15500_BROADBND_799 Farmers Independent Telephone Company DBA Grantsburg Telcom Sterling	\$403,324.00	This project will utilize a Fiber to the Premise service to reach 102 residential locations in the town of Sterling in Polk county.	This project reported being 70% complete at the end of quarter two of 2023.
15500_BROADBND_801 Vernon Communications Cooperative Crawford County	\$5,697,500.00	This project will utilize a Fiber to the Premise service to reach 52 businesses and 993 residential locations in the towns of Freeman, Utica, and Seneca, and the villages of Mount Sterling and Lynxville in Crawford county.	This project reported being 35% complete at the end of quarter two of 2023.
15500_BROADBND_803 Ntera, LLC Arnold	\$673,650.00	This project will utilize a Fiber to the Premise service to reach 15 businesses and 150 residential locations in the towns of Cleveland, Estella, Lake Holcombe, and Ruby in Chippewa county.	This project reported being 30% complete at the end of quarter two of 2023.
15500_BROADBND_804 Ntera, LLC Crescent - Colburn	\$436,403.00	This project will utilize a Fiber to the Premise service to reach 13 businesses and 98 residential locations in the towns of Arthur and Colburn in Chippewa county.	This project reported being 5% complete at the end of quarter two of 2023.
15500_BROADBND_805 Ntera, LLC Delmar - Edson	\$1,065,000.00	This project will utilize a Fiber to the Premise service to reach 15 businesses and 269 residential locations in the towns of Delmar, Edson, Sigel, and Goetz in Chippewa county.	This project reported being 0% complete at the end of quarter two of 2023.

Project ID Entity Project Location	Funding Amount	Project Overview	Performance Report
15500_BROADBND_806 Amery Telcom, Inc DBA Northwest Communications Amery Exchange	\$980,000.00	This project will utilize a Fiber to the Premise service to reach 18 businesses and 668 residential locations in the communities of Little Falls, Joel, Lykens, Wanderoos, and Deronda in Polk county.	This project reported being 50% complete at the end of quarter two of 2023.
15500_BROADBND_807 Bloomer Telephone Company Town of Eagle Point	\$1,216,759.00	This project will utilize a Fiber to the Premise service to reach 5 businesses and 200 residential locations in the town of Eagle Point in Chippewa county.	This project reported being 95% complete at the end of quarter two of 2023.
15500_BROADBND_808 Bloomer Telephone Company Town of Tilden	\$663,340.00	This project will utilize a Fiber to the Premise service to reach 3 businesses and 97 residential locations in the town of Tilden in Chippewa county.	This project reported being 99% complete at the end of quarter two of 2023.
15500_BROADBND_809 Somerset Telephone Company, Inc. DBA Northwest Communications Town of Alden	\$333,200.00	This project will utilize a Fiber to the Premise service to reach 7 businesses and 300 residential locations in the town of Alden in Polk county.	This project reported being 100% complete at the end of quarter two of 2023.
15500_BROADBND_810 Cochrane Cooperative Telephone Company Town of Cross	\$2,100,000.00	This project will utilize a Fiber to the Premise service to reach 26 businesses and 202 residential locations in the town of Cross in Buffalo county.	This project reported being 100% complete at the end of quarter two of 2023.
15500_BROADBND_811 LaValle Telephone Cooperative Highway 58 Phase 2 (Route to Mauston)	\$624,750.00	This project will utilize a Fiber to the Premise service to reach 2 businesses and 145 residential locations in the towns of Lindina and Summit in Juneau county.	This project reported being 80% complete at the end of quarter two of 2023.
15500_BROADBND_812 LaValle Telephone Cooperative Town of Woodland	\$949,500.00	This project will utilize a Fiber to the Premise service to reach 1 business and 210 residential locations in the town of Woodland in Sauk county.	This project reported being 100% complete at the end of quarter two of 2023.
15500_BROADBND_813 Marquette-Adams Telephone Cooperative, Inc Town of Adams West	\$538,645.00	This project will utilize a Fiber to the Premise service to reach 2 businesses and 235 residential locations in the town of Adams in Adams county.	This project reported being 30% complete at the end of quarter two of 2023.

Project ID Entity Project Location	Funding Amount	Project Overview	Performance Report
15500_BROADBND_814 Marquette-Adams Telephone Cooperative, Inc Towns of Lewiston and Fort Winnebago	\$901,679.00	This project will utilize a Fiber to the Premise service to reach 2 businesses and 205 residential locations in Columbia county.	This project reported being 15% complete at the end of quarter two of 2023.
15500_BROADBND_815 Marquette-Adams Telephone Cooperative, Inc Towns of Packwaukee and Harris	\$324,091.00	This project will utilize a Fiber to the Premise service to reach 8 businesses and 121 residential locations in the towns of Packwaukee and Harris in Marquette county.	This project reported being 0% complete at the end of quarter two of 2023.
15500_BROADBND_816 Marquette-Adams Telephone Cooperative, Inc Towns of Montello, Mekan and Shields	\$2,422,837.00	This project will utilize a Fiber to the Premise service to reach 10 businesses and 641 residential locations in the towns of Mekan, Shields, and Montello in Marquette county.	This project reported being 75% complete at the end of quarter two of 2023.
15500_BROADBND_817 Marquette-Adams Telephone Cooperative, Inc Town of Quincy	\$986,180.00	This project will utilize a Fiber to the Premise service to reach 15 businesses and 600 residential locations in the town of Quincy in Adams county.	This project reported being 50% complete at the end of quarter two of 2023.
15500_BROADBND_818 Marquette-Adams Telephone Cooperative, Inc Town of Springfield	\$790,568.00	This project will utilize a Fiber to the Premise service to reach 3 businesses and 313 residential locations in the town of Springfield in Marquette county.	This project reported being 95% complete at the end of quarter two of 2023.
15500_BROADBND_819 Marquette-Adams Telephone Cooperative, Inc Town of Adams East	\$998,510.00	This project will utilize a Fiber to the Premise service to reach 5 businesses and 493 residential locations in the town of Adams in Adams county.	This project reported being 70% complete at the end of quarter two of 2023.
15500_BROADBND_820 Norvado, Inc Washburn North	\$483,365.00	This project will utilize a Fiber to the Premise service to reach 13 businesses and 248 residential locations in the city of Washburn and towns of Washburn and Barksdale in Bayfield county.	This project reported being 2% complete at the end of quarter two of 2023.
15500_BROADBND_821 Norvado, Inc Town of Lenroot	\$613,130.00	This project will utilize a Fiber to the Premise service to reach 20 businesses and 153 residential locations in the town of Lenroot in Sawyer county.	This project reported being 90% complete at the end of quarter two of 2023.

Project ID Entity Project Location	Funding Amount	Project Overview	Performance Report
15500_BROADBND_822 Norvado, Inc Lower Eau Claire	\$141,070.00	This project will utilize a Fiber to the Premise service to reach 37 residential locations in the town of Barnes in Bayfield county.	This project reported being 100% complete at the end of quarter two of 2023.
15500_BROADBND_823 Norvado, Inc Town of Barksdale	\$624,580.00	This project will utilize a Fiber to the Premise service to reach 24 businesses and 185 residential locations in the town of Barksdale in Bayfield county.	This project reported being 0% complete at the end of quarter two of 2023.
15500_BROADBND_824 Price County Telephone Company DBA Norvado Phillips East - Musser Lake	\$1,994,994.00	This project will utilize a Fiber to the Premise service to reach 46 businesses and 1377 residential locations in the city of Phillips and towns of Worcester, Elk, Emery, Hackett, and Harmony in Price county.	This project reported being 98% complete at the end of quarter two of 2023.
15500_BROADBND_825 Richland-Grant Telephone Cooperative, Inc Crawford County	\$2,364,000.00	This project will utilize a Fiber to the Premise service to reach 1 business and 393 residential locations in the towns of Clayton, Scott, and Haney in Crawford county.	This project reported being 70% complete at the end of quarter two of 2023.
15500_BROADBND_826 24-7 Telcom, Inc Town of Elk Mound	\$1,383,320.00	This project will utilize a Fiber to the Premise service to reach 17 businesses and 328 residential locations in the town of Elk Mound in Dunn county.	This project reported being 100% complete at the end of quarter two of 2023.
15500_BROADBND_827 24-7 Telcom, Inc Town of Lucas	\$857,915.00	This project will utilize a Fiber to the Premise service to reach 13 businesses and 240 residential locations in the town of Lucas in Dunn county.	This project reported being 90% complete at the end of quarter two of 2023.
15500_BROADBND_828 24-7 Telcom, Inc Town of Menomonie	\$1,069,815.00	This project will utilize a Fiber to the Premise service to reach 15 businesses and 286 residential locations in the town of Menomonie in Dunn county.	This project reported being 99% complete at the end of quarter two of 2023.
15500_BROADBND_829 24-7 Telcom, Inc Town of Red Cedar - Phase 3	\$1,479,140.00	This project will utilize a Fiber to the Premise service to reach 24 businesses and 457 residential locations in the town of Red Cedar in Dunn county.	This project reported being 40% complete at the end of quarter two of 2023.

Project ID Entity Project Location	Funding Amount	Project Overview	Performance Report
15500_BROADBND_830 24-7 Telcom, Inc Town of Spring Brook	\$794,835.00	This project will utilize a Fiber to the Premise service to reach 8 businesses and 146 residential locations in the town of Spring Brook in Dunn county.	This project reported being 95% complete at the end of quarter two of 2023.
15500_BROADBND_831 24-7 Telcom, Inc Town of Stanton	\$1,506,790.00	This project will utilize a Fiber to the Premise service to reach 16 businesses and 313 residential locations in the town of Stanton in Dunn county.	This project reported being 60% complete at the end of quarter two of 2023.
15500_BROADBND_832 24-7 Telcom, Inc Town of Tainter	\$1,438,035.00	This project will utilize a Fiber to the Premise service to reach 17 businesses and 326 residential locations in the town of Tainter in Dunn county.	This project reported being 5% complete at the end of quarter two of 2023.
15500_BROADBND_833 24-7 Telcom, Inc Town of Brunswick	\$869,545.00	This project will utilize a Fiber to the Premise service to reach 13 businesses and 254 residential locations in the town of Brunswick in Eau Claire county.	This project reported being 100% complete at the end of quarter two of 2023.
15500_BROADBND_834 24-7 Telcom, Inc Town of Howard	\$529,635.00	This project will utilize a Fiber to the Premise service to reach 6 businesses and 112 residential locations in the town of Howard in Chippewa county.	This project reported being 40% complete at the end of quarter two of 2023.
15500_BROADBND_835 24-7 Telcom, Inc Town of Weston - Phase 2	\$616,285.00	This project will utilize a Fiber to the Premise service to reach 7 businesses and 126 residential locations in the town of Weston in Dunn county.	This project reported being 0% complete at the end of quarter two of 2023.
15500_BROADBND_836 24-7 Telcom, Inc Town of Wheaton - Phase 2	\$1,421,630.00	This project will utilize a Fiber to the Premise service to reach 18 businesses and 341 residential locations in the town of Wheaton in Chippewa county.	This project reported being 100% complete at the end of quarter two of 2023.
15500_BROADBND_841 Spectrum Mid-America, LLC Town of Janesville	\$133,654.00	This project will utilize a Fiber to the Premise service to reach 39 residential locations in the town of Janesville in Rock county.	This project reported being 99% complete at the end of quarter two of 2023.

Project ID Entity Project Location	Funding Amount	Project Overview	Performance Report
15500_BROADBND_842 Spectrum Mid-America, LLC Kenosha County	\$872,171.00	This project will utilize a Fiber to the Premise service to reach 918 residential locations in the towns of Paris and Brighton, and the village of Bristol in Kenosha county.	This project reported being 18% complete at the end of quarter two of 2023.
15500_BROADBND_843 Spectrum Mid-America, LLC Walworth County	\$2,244,450.00	This project will utilize a Fiber to the Premise service to reach 47 businesses and 1531 residential locations in the cities of Whitewater and Elkhorn, the villages of Walworth and Bloomfield, and the towns of Walworth, Linn, Bloomfield, Whitewater, LaGrange, Richmond, Sugar Creek, Lafayette, Troy, Darien, Delavan, Geneva, Spring Prairie, Walworth, Linn, and Bloomfield in Walworth County.	This project reported being 15% complete at the end of quarter two of 2023.
15500_BROADBND_844 Spectrum Mid-America, LLC Racine County	\$629,616.00	This project will utilize a Fiber to the Premise service to reach 2000 residential locations in the town of Yorkville and the villages of Rochester and Union Grove in Racine county.	This project reported being 20% complete at the end of quarter two of 2023.
15500_BROADBND_845 Oconto County Economic Development Corporation Mountain / Riverview	\$1,595,464.00	This project will utilize a Fiber to the Premise service to reach 9 businesses and 375 residential locations in the towns of Riverview and Mountain in Oconto county.	This project reported being 0% complete at the end of quarter two of 2023.
15500_BROADBND_846 Bad River Band of Lake Superior Tribe of Chippewa Indians DBA Superior Connections Rez Connect	\$6,041,269.00	This project will utilize a Fiber to the Premise service to reach 10 businesses and 260 residential locations in Ashland county.	This project reported being 0% complete at the end of quarter two of 2023.
15500_BROADBND_847 Amherst Telephone Company Town of Dayton Phase 2	\$147,640.00	This project will utilize a Fiber to the Premise service to reach 4 businesses and 101 residential locations in the town of Dayton in Waupaca county.	This project reported being 100% complete at the end of quarter two of 2023.

Broadband Intelligence

15500 ARPABRDBANDINTEL

Expenditure Category: **6.1-Provision of Government Services**

Funding Amount: **\$2,976,000.00**

<https://badgerbounceback.wi.gov/>

Project Overview

This program provides funds to the Public Services Commission to map and conduct data analysis of broadband availability, need, and opportunity to ensure that future broadband infrastructure investment funding can be more efficiently and effectively deployed.

Use of Evidence

Not applicable

Performance Report

This project is in initial stages.

Safety and Professional Services Customer Service Center

16500 ARPADSPSCSC

Expenditure Category: **3.4-Public Sector Capacity: Effective Service Delivery**

Funding Amount: **\$3,866,000.00**

dsps.wi.gov

Project Overview

Several factors caused by the pandemic, from increased uncertainty to shifts in operational functions, exacerbated the impact a growing call volume had on the Department of Safety and Professional Services' (DSPS) ability to provide timely customer service. Delays in service prevented workers from obtaining licensing in a timely manner. Funding supported a contract with a staffing company beginning June 2022 to quickly add capacity to DSPS' customer service operations.

Use of Evidence

DSPS ensures the efficacy of funding by tracking call center activity and reviewing metrics on a weekly basis. Based on the data and review, staffing is adjusted to maintain high answer rates in the customer service center.

Performance Report

DSPS is maintaining an answer rate that is consistently above 90 percent, significantly improving customer service.

Safety and Professional Services Licensing

16500 ARPADSPSLIC

Expenditure Category: **6.1-Provision of Government Services**

Funding Amount: **\$6,986,417.00**

license.wi.gov

Project Overview

This funding initiative supported the Department of Safety and Professional Services' (DSPS) development and implementation of LicensE; a self-guided, cloud-based occupational license application and renewal platform. LicensE is an online platform designed to modernize license application and renewal processing. This modernization was needed because DSPS' existing antiquated process was preventing workers from obtaining licensing in a timely manner. LicensE was developed rapidly in just five months and deployment is currently ongoing in phases. The first phase was deployed in May 2022 and the final phase will be deployed before the end of 2023. The project provides ease of use and efficiencies for both DSPS staff and license applicants.

Use of Evidence

DSPS evaluates LicensE activity and monitors staff performance to ensure a high level of service is sustained and to identify opportunities for continuous improvement in service delivery.

Performance Report

LicensE is enabling DSPS to issue licenses more quickly than ever before. In March of 2023, DSPS issued the highest number of licenses in a single month in its history. License processing times are now at their lowest in agency history.

Safety and Professional Services Staff Augmentation

16500 ARPADSPSSTF

Expenditure Category: **3.4-Public Sector Capacity: Effective Service Delivery**

Funding Amount: **\$2,884,961.00**

dsps.wi.gov

Project Overview

This funding supports additional project staff in the Department of Safety and Professional Services' (DPS) Division of Professional Credential Processing, beginning October 2021. Project staff were needed to evaluate applications and augment the legal team to increase capacity to handle legal and reciprocity application reviews. Additional staff were needed because DPS lacked sufficient staff to process applications, which was preventing workers across the state from obtaining licensing in a timely manner.

Use of Evidence

DPS monitors staff performance to ensure a high level of service is sustained and to identify opportunities for continuous improvement in service delivery.

Performance Report

The additional staff have improved the Division's capacity to process applications in a timely manner. In March of 2023, the Department issued the highest number of licenses in a single month in its history. License processing times are now at their lowest in agency history.

Main Street Bounceback Business Grants

19200 ARPAMSBB

Expenditure Category: **2.31-Rehabilitation of Commercial Properties or Other Improvements**

Funding Amount: **\$97,102,500.00**

<https://wedc.org/programs-and-resources/mainstreet-bounceback-grants/>

Project Overview

The Main Street Bounceback Business Grants program allowed the Wisconsin Economic Development Corporation (WEDC) to provide grants to nine regional economic development organizations in Wisconsin that had the capacity to administer \$10,000 grants to businesses, particularly small businesses, opening locations in vacant commercial spaces. The grants could be used to help eligible businesses with costs associated with leases, mortgages, operational expenses, and other business costs related to the newly opened location and, as a result, incentivize redevelopment of vacant commercial spaces in important economic corridors throughout Wisconsin. Development of the project began in March 2021, and applications were accepted from August 2021 through December 2022. The program aimed to bolster businesses' immediate economic recovery from the pandemic and to help spur long-term economic growth on main streets across Wisconsin.

WEDC is currently partnering with the Small Business Development Center to develop a technical assistance phase of the program. The goal of this phase of the program is to provide free assistance to grant recipients, including consultants, training opportunities, an expanded Milwaukee Business Lab, connection to the Milwaukee Anchor Collaborative, and access to a digital marketing clinic, rural small business clinics, and market research. Development of this phase began in February 2023 and is ongoing. WEDC aims to be able to provide services to grant recipients during the Summer of 2023.

Use of Evidence

WEDC is developing a survey with the University of Wisconsin-Oshkosh to administer to grant recipients. The survey responses will furnish WEDC with information to evaluate the impact of the project and opportunities for improvement.

Performance Report

Since the launch of the grant program, 9,426 businesses have received grants of \$10,000 each. A total of \$94,260,000 has been deployed to businesses through the program. Over 7,700 grants (82 percent) were awarded to businesses with less than five full-time employees. Over 3,400 grants (36 percent) were awarded to minority-owned businesses, which exceeds parity with Wisconsin's demographics. According to the 2020 Census, 19.6 percent of Wisconsin's population identify as a minority. Over 5,300 grants (56 percent) were awarded to women-owned businesses, which exceeds parity with Wisconsin's demographics. According to the 2020 Census, 50.2 percent of Wisconsin's population identify as a woman. Over 450 grants (4.8 percent) were awarded to veteran-owned businesses. 280 grants (3 percent) were awarded to disabled-owned businesses. Nearly 500 grants (5.2 percent) were awarded to LGBTQ-owned businesses. Over 2,400 grants (25 percent) were awarded to businesses in rural communities, which is on par with Wisconsin's demographics. According to the 2020 Census, 26 percent of Wisconsin's population lives in rural communities.

Main Street Bounceback Technical Assistance

19200 ARPAMSBTA

Expenditure Category: **2.30-Technical Assistance, Counseling, or Business Planning**

Funding Amount: **\$5,364,625.00**

<https://badgerbounceback.wi.gov/>

Project Overview

This initiative allows the Wisconsin Economic Development Corporation (WEDC) to fund a technical assistance program to build off the Main Street Bounceback Business Grants (MSBB) program. WEDC will contract with the UW System Institute for Business & Entrepreneurship, which will provide technical assistance to MSBB grantees, including one-on-one consultation and training delivered statewide through the [Small Business Development Center](#) (SBDC) network. Funds will be used to add additional consultants, bilingual resources, specialized clinics, labs, and market research services available at no cost to the MSBB grant recipients to assist in ongoing small business support. MSBB grant recipients will also have access to the services routinely offered by SBDC, such as capital access proformas, export assistance, and general business operations review and advice. WEDC, in partnership with University of Wisconsin-Oshkosh Whitburn Center, will also conduct a survey of MSBB grantees to determine what type of business support would be most helpful. WEDC has employed a project manager to administer the initiative.

Use of Evidence

Not applicable

Performance Report

This project is in initial stages.

HEAB Information Technology Modernization Program

23500 ARPAHEABIT

Expenditure Category: **6.1-Provision of Government Services**

Funding Amount: **\$3,180,000.00**

<https://badgerbounceback.wi.gov/>

Project Overview

The goal of this project is to transition the Higher Educational Aids Board's (HEAB) current antiquated mainframe system and various databases to one application that encompasses all grants, scholarships, loans, and reciprocity programs it administers. The need for modernization is twofold: the 2019 FAFSA Simplification Act will change the way that HEAB calculates student financial need, requiring system updates, and the current system presents many opportunities for improved customer service to partners. The project is underway with testing expected to start in Fall 2023 and completion expected in December 2024.

Use of Evidence

To develop this project and the requirements of the system modernization, HEAB engaged with partners including the University of Wisconsin System, the Wisconsin Technical College System, private colleges, and Tribal colleges. HEAB will also evaluate outcomes once the project is further along in testing and implementation phases.

Performance Report

This project is in initial stages.

Wisconsin Historical Society Reopening

24500 ARPAWHS

Expenditure Category: **6.1-Provision of Government Services**

Funding Amount: **\$1,000,000.00**

https://www.wisconsinhistory.org/pdfs/WHSSitesUpdate_2021.pdf

Project Overview

The tourism industry was disproportionately and negatively impacted by the COVID-19 public health emergency and the Wisconsin Historical Society (WHS) operates a number of important museums and historic sites in Wisconsin, including Old World Wisconsin, Circus World Museum, Black Point, Wisconsin Historical Museum, Villa Louis, Pendarvis, Stonefield, Wade House, HH Bennett Museum & Studio, Madeline Island Museum, Reed School, and First Capitol. The museums and historic sites are popular tourist destinations and serve as economic catalysts for the local tourism and hospitality industries in their communities but had been closed or experienced limited operations due to the COVID-19 public health emergency. WHS needed additional funding in order to reopen the sites and resume full operations. The main timeline to reopen was July 1, 2021 to June 30, 2022.

Use of Evidence

WHS regularly uses data and outcomes to evaluate its operations and future investments.

Performance Report

WHS historic sites are vital to the tourism economies and the quality of life of their communities. This funding helped WHS re-open the doors to guests, and maintain the following revenue and visitor levels. WHS also added a new online ticketing infrastructure and marketing support. A significant majority of the funds were spent in state fiscal year 2022.

- Number of Museums & Historic Sites open during the pandemic in 2020 for general admission: 0
- Number of Museums & Historic Sites reopened in June 2021 for general admission: 5
- Number of Museums & Historic Sites reopened in August 2021 for general admission (due to ARPA funds): 7
- Number of Museums & Historic Sites reopened in June 2022 for general admission (due to ARPA funds): 12
- State fiscal year 2021 Division of Museums & Historic Sites Revenue: \$590,574
- State fiscal year 2022 Division of Museums & Historic Sites Revenue: \$2,349,595
- State fiscal year 2021 Division of Museums & Historic Sites Visitors: 30,548
- State fiscal year 2022 Division of Museums & Historic Sites Visitors: 156,109

Equivalency Diploma System Automation

25500 ARPAGEDHSED

Expenditure Category: **6.1-Provision of Government Services**

Funding Amount: **\$1,500,000.00**

<https://dpi.wi.gov/ged>

Project Overview

The project will allow the Department of Public Instruction (DPI) to digitize and modernize the way citizens request their General Educational Development (GED)/High School Equivalency Diploma (HSED) records from the department.

Use of Evidence

DPI will evaluate data to determine the impact of the project and whether it was successful in decreasing processing and turnaround time for GED/HSED applications.

Performance Report

Not available.

Just Recovery for Racial Equity

28500 ARPAJRRE

Expenditure Category: **6.1-Provision of Government Services**

Funding Amount: **\$68,470.01**

<https://uwphi.pophealth.wisc.edu/just-recovery-for-racial-equity/>

Project Overview

The goal of this program was to build and strengthen partnerships in communities experiencing higher rates of COVID-19, and associated hospitalizations and deaths. The program targeted building relationships with community leaders and organizations engaged in work to promote health and wellbeing in these communities of color. When this program was in development, communities of color were experiencing higher rates of COVID-19, hospitalizations, and deaths. Additionally, the communities disproportionately impacted by the pandemic were the same communities that experience the burden of inequities across other health and social conditions. As such, the focus of this program was to collaborate with community leaders to deliver funding to support communities of color. Funds were distributed via community grants and mini grant awards. Preliminary project development began in August 2020 and led to a Community Advisory Team. The Team brought together leaders from communities of color from across the state to help shape and guide the program. Requests for proposals were issued in October 2021. In early 2022, the University of Wisconsin Population Health Institute awarded 25 community grants and 48 mini grants. Funds were distributed throughout 2022. Currently the project is in the grant close-out and evaluation period.

Use of Evidence

Grantees who received Just Recovery funds were asked to report the usage of funding via storytelling evaluation, organized by a program partner. Storytelling is a data collection strategy for participants to use their own words and experiences to reflect on their participation in a program or organization. The grantees used storytelling approaches, journey mapping, and photo-voice to communicate how the funding was utilized to aid their work in meeting the needs of the community. Additionally, interviews with grantees were conducted to gather additional feedback. A closeout survey of grantees was also conducted to gain additional insight on the process and impact of the Just Recovery funds.

Performance Report

Evaluation efforts are in-progress.

UW System Student Mental Health Support

28500 ARPAMNTLHLTH

Expenditure Category: 6.1-Provision of Government Services

Funding Amount: \$5,000,000.00

<https://badgerbounceback.wi.gov/>

Project Overview

The University of Wisconsin (UW) System Student Mental Health Support project aims to improve access to mental health and wellbeing support for all enrolled students. To achieve this, the UW System worked with contractors to provide free tele counseling, telepsychiatry, 24/7 support and crisis services, and an online wellbeing platform. The contract for services was signed in October 2022. Implementation began in November 2022 and was completed in February 2023. The contract for services runs through September 2025.

Use of Evidence

The RFP criteria for the program required that both treatment and prevention services provided by vendors follow evidence-based practices. Additionally, all services have an evaluation component built in, including satisfaction with services, symptom improvement, and skills learned/applied.

Performance Report

As of this report, services have been available for one full academic semester. During that semester:

- 710 students have utilized tele counseling,
- 93 students have utilized telepsychiatry,
- Over 1,000 students have accessed the online wellbeing platform, and
- 184 students have contacted the 24/7 support and crisis services.

The 710 students served through tele counseling is a 1-percent increase in the total student body served by campus-based counseling services. Student feedback on tele counseling and telepsychiatry thus far has provided a visit rating of 4.5/5 across all students and appointment types.

Rural Wisconsin Entrepreneurship Initiative

28500 ARPARURALWI

Expenditure Category: **6.1-Provision of Government Services**

Funding Amount: **\$1,095,638.00**

<https://badgerbounceback.wi.gov/>

Project Overview

The purpose of the Rural Wisconsin Entrepreneurship Initiative (RWEI) is to provide education, training, research, and technical assistance to small businesses and entrepreneurs, economic development practitioners, and communities that are interested in supporting and developing entrepreneurial activity throughout the rural parts of Wisconsin. The goal of the RWEI is to increase the success of rural entrepreneurs in Wisconsin by addressing three areas of need: (1) business development assistance; (2) rural entrepreneurial ecosystems; and (3) access to finance. To achieve this, the University of Wisconsin - Madison Division of Extension will provide in-depth, substantive, longer-term, outcome-oriented support to entrepreneurs, economic development practitioners, and communities across the state of Wisconsin. The Wisconsin Economic Development Corporation (WEDC) is administering the funds to Extension, helping with outreach on the project, and collaborating with the Extension team as needed.

Use of Evidence

As part of the contracting process, WEDC is working with Extension to identify strategies to measure their impact in building capacity for rural entrepreneurs, leverage public investment, and establish a pipeline of support and training for rural business owners.

Performance Report

There are not performance outcomes to share at this time because the program is in planning.

UW System Tuition Freeze

28500 ARPATUITION

Expenditure Category: **6.1-Provision of Government Services**

Funding Amount: **\$25,000,000.00**

<https://www.wisconsin.edu/news/archive/uw-system-regents-vote-to-maintain-tuition-freeze-for-2022-23/>

Project Overview

Funds were used to freeze tuition rates at all University of Wisconsin (UW) System campuses at the rates in effect during the 2020-2021 academic year. The economic impact of the pandemic made it more difficult for students to afford the cost of tuition and created upward pressure on tuition costs. Funding the tuition freeze allowed the UW System to continue to provide high-quality education at an affordable cost.

Use of Evidence

Not applicable

Performance Report

The UW System served approximately 161,000 students during 2022-2023, saving approximately \$155 in avoided tuition increases per student.

Part-Time Criminal Justice-Law Enforcement Academy

29200 ARPAACADEMY

Expenditure Category: **6.1-Provision of Government Services**

Funding Amount: **\$1,000,000.00**

<https://badgerbounceback.wi.gov/>

Project Overview

The Wisconsin Technical College System (WTCS) is responsible for the content and delivery of occupational program instruction for law enforcement academies at participating technical college districts. As a result of the pandemic, communities are facing unique law enforcement needs from training to recruitment to community policing investments. To address this, WTCS is using funds to develop part-time law enforcement academies at interested technical colleges to increase access to law enforcement training. Funding is provided to technical colleges to develop curriculum, instruction delivery, and equipment and supplies. Four technical college districts are currently participating in this opportunity to create a part-time law enforcement program. Participating technical colleges are finalizing curriculum for the new program and will begin training law enforcement officers in state fiscal year 2024.

Use of Evidence

When the program is implemented, WTCS will evaluate the effectiveness of a part-time law enforcement program by comparing student demographics, graduation rates, and employment opportunities of program graduates with existing law enforcement program statistics.

Performance Report

No performance report is available yet because the program is still in development.

WTCS IT Modernization Initiative

29200 ARPAITMOD

Expenditure Category: **6.1-Provision of Government Services**

Funding Amount: **\$2,000,000.00**

<https://badgerbounceback.wi.gov/>

Project Overview

The Wisconsin Technical College System (WTCS) is responsible for reviewing and approving all technical college programs, courses, and curricula. The WTCS relies on the Course, Curriculum, and Programs (CCP) data system to assess technical college offerings and ensure that high-quality programming is available to students statewide. The WTCS is facing information technology modernization needs the current CCP system cannot support, including more sophisticated cyber security, expanded course delivery options, increased credit and program transfers to other institutions, and more assessment, research, and data-driven decision making and course development. To address this, funds will support a one-time investment to upgrade and strengthen the CCP system through the engagement of a software development vendor to design, develop, and implement a new data system. A redesigned and rebuilt CCP system will bolster WTCS data security, save time and resources, improve user experience, and increase WTCS responsiveness to employers' workforce and talent needs. Final software implementation will take place before December 2026.

Use of Evidence

The program is in the early stages of development, but WTCS, in partnership with technical college districts, will conduct ongoing evaluation of the project throughout the implementation process to ensure success. After implementation, WTCS will connect with both internal users at WTCS, as well as external users at the technical college districts to assess the project.

Performance Report

No performance report is available yet because the program is still in development.

Natural Resources Conservation Projects

37000 ARPADNRSTWRD

Expenditure Category: **6.1-Provision of Government Services**

Funding Amount: **\$4,537,000.00**

<https://badgerbounceback.wi.gov/>

Project Overview

This project aims to:

- Enhance public access for outdoor recreation,
- Conserve wildlife habitats, water quality, and natural resources throughout the state, and
- support the local economy through sustainable timber management by supporting acquisition, conservation, and/or development of outdoor recreational spaces.

Five sites were funded through this project:

1. **Bayfield County Forest Land Project:** Bayfield County is using funds to purchase high quality forest land for public access, conservation, and timber management. The land will be enrolled in the County Forest Program. The County and the Wisconsin Department of Natural Resources (DNR) are currently working to find a suitable property.
2. **Forest County Forest Land Project:** Forest County is using funds to purchase high quality forest land for public access, conservation, and sustainable timber management purposes. The land will be enrolled in the County Forest Program. The County and the DNR are currently working to find a suitable property.
3. **Caroline Lake Project:** The Nature Conservancy is using funds to reimburse its purchase of 34.5 acres of land in the Town of Morse in Ashland County. The land includes approximately 1,000 feet of frontage on Minnow Creek and approximately 500 feet of frontage on Eureka Lake, a deep headwater lake with a public boat ramp. The Nature Conservancy is managing this new land as a part of the existing 1,000-acre Caroline Lake Preserve and State Natural Area.
4. **Milwaukee Schools Outdoor Spaces Project:** Milwaukee Public Schools is using funds to support the development, updating, and maintenance of MPS parks, playgrounds, green spaces, and other outdoor spaces that enrich education and provide access to the outdoors to students in this urban school district.
5. **Ozaukee Washington Land Trust:** The Ozaukee Washington Land Trust is using funds to support land conservation, public outdoor recreation, and land stewardship efforts to preserve and protect natural resources in Ozaukee and Washington County for public benefit. The Land Trust and the DNR are currently working to find a suitable property.

Use of Evidence

Land acquisitions will be informed in consultation with the DNR and its standards for conservation project investments and managed by each county's Forest Comprehensive Land Use Plan.

Performance Report

The Caroline Lake Project resulted in 34.5 acres of conservation land. This supported expanded conservation of forest and riparian habitat in the headwaters of the Bad River and Kakagon Sloughs, the largest coastal wetland on Lake Superior, designated as an Outstanding Resource Water and National Natural Landmark. The land acquisition also added forested acres to the Caroline Lake Preserve to support sustainable timber management and provided upland and wetland habitat for many wildlife species including wolves, bears, osprey, bald eagles, mallards, blue-winged teals, common loons, and neotropical migrants. Additionally, the acquisition supports the goals of the Ashland County Land and Water Resource Management Plan for 2020-2029, the Wisconsin Land Legacy Report, and the DNR's State Wildlife Action Plan.

Additional results and metrics for other projects are expected in subsequent years.

Well Compensation Grant Program

37000 ARPAWELLCOMP

Expenditure Category: **6.1-Provision of Government Services**

Funding Amount: **\$10,000,000.00**

<https://dnr.wisconsin.gov/aid/WellCompensation.html>

<https://dnr.wisconsin.gov/aid/WellAbandonment.html>

Project Overview

The Well Compensation Grant Program provides necessary investment in infrastructure to ensure that private well owners and non-community public water system owners are able to supply safe drinking water while protecting the state's groundwater resources. Prior to the implementation of this program, the cost of well drilling and repairs was a limiting factor to addressing contamination and restrictive eligibility criteria on existing financial aid programs excluded many well owners in need of assistance to access reliably safe drinking water. Through this program, grants are awarded to private well owners and non-community public water system owners to implement cost-effective actions to resolve contamination issues that provide a long-term supply of safe drinking water and fill and seal unused wells to protect the state's groundwater from additional sources of contamination. The Wisconsin Department of Natural Resources (DNR) announced the program, eligibility criteria, and process in October 2022. Applications are received and reviewed on a rolling basis and will be accepted until December 2024 or exhaustion of funds. Grant awards for applications made prior to December 2024 will continue to be awarded through December 2026 or exhaustion of funds.

Use of Evidence

Groundwater sampling and well construction data reported to the DNR is stored in a database called the Groundwater Retrieval Network. The database includes geologic conditions at a well site and sample results from public and private wells and some groundwater monitoring well networks. The database can be searched or downloaded and DNR staff use it to help well owners applying for a grant to select a solution that will be most likely to succeed.

Performance Report

Prior to the implementation of this program, under existing programs, the DNR issued an annual average of five grants for new and reconstructed wells and 49 grants for well filling and sealing. With this new, expanded program, DNR has increased the number of successful grants to 156 grants for new and reconstructed wells and 72 grants for well filling and sealing in just the first eight months of the program. The grants awarded thus far have mitigated contamination from sources including, but not limited to, arsenic, nitrates, and PFAs.

Department of Tourism Marketing

38000 ARPATOURISM

Expenditure Category: **6.1-Provision of Government Services**

Funding Amount: **\$7,500,000.00**

<https://badgerbounceback.wi.gov/>

Project Overview

The Department of Tourism’s marketing project began in 2021 and focused on marketing Wisconsin as a premier tourism destination by improving the perception and awareness of the state as a tourism destination regionally and nationally. The tourism industry was among the hardest hit by the pandemic and was projected to be the slowest to recover; however, the rebound time has varied within the tourism industry. The Department’s approach to reaching leisure and business travel consumers was multi-pronged and included targeted: (1) meetings, conventions, and sports marketing; (2) public relations and communications; (3) marketing; (4) welcome centers and consumer tradeshows; (5) an Office of Outdoor Recreation inventory tool; and (6) Department project positions to increase the capacity of Wisconsin’s smallest cabinet level agency.

Use of Evidence

The Department utilizes a wide breadth of available market data and data collected in-house to target activities and evaluate efficacy.

Performance Report

1. Meetings, Conventions, and Sports Marketing

This project component involved the Department’s first-ever digital media campaign for meetings, conventions, and sports, which included social media distribution, email marketing, management of trade media placements, and tradeshow marketing activations targeting meetings planners. These marketing tactics reached 5,000 meeting planners, earned an impressive 6.8 million impressions through a digital media campaign, and earned 1.1 million impressions through a LinkedIn social distribution campaign that ran from June 2022 until June 2023. The economic impact of this ongoing project component is not yet known but initial information about the reach of the project component is promising.

2. Public Relations and Communications

The goal of this project component is to increase perception and awareness of Wisconsin as a tourist destination both regionally and nationally in earned media outlets by implementing public relations and communications programs.

A successful example is the Fresh in the Field event in September 2022. At the event, four Wisconsin chefs prepared signature meals for 10 freelance travel writers and three social content creators on a multiday tour of the Fox Cities region. This garnered more than 60 social media posts with 1.2 million

impressions and 10 pieces of media coverage with 40.2 million impressions in publications such as Taste of Home, Star Tribune, City Lifestyle, USA Today's GoEscape and more. Another successful component of this project has been strategy activations. One example is scouting coordination for an internationally recognized culinary show, Top Chef, that resulted in the 21st season of Top Chef TV series being filmed in Wisconsin at the end of 2023. It will air in early 2024.

3. Marketing

The goal of this component was to increase overnight visitation from out-of-state visitors. Longwoods International research and Tourism Economics data revealed the Department was successful. Wisconsin had 111 million visitors in 2022, up 12.5 percent from 2021, and up 6.7 percent from a record-breaking year in 2019. Overnight trips from Chicago increased 4 percent from 11 percent in 2021 to 15 percent in 2022, and trips from Illinois increased 5 percent from 13 percent in 2021 to 18 percent in 2022. Day trips from the Chicago market also grew 5 percent from 15 percent in 2021 to 20 percent in 2022. The Department's strategic investments to reach its goal contributed to a record-breaking \$23.7 billion economic impact by the tourism industry in 2022, surpassing the Department's record-breaking \$22.2 billion in 2019.

4. Welcome Centers and Consumer Tradeshows

In 2021 and 2022, 180,000 consumers visited Wisconsin Welcome Centers (WWC) to learn about Wisconsin destinations, grab a free travel guide, and plan their vacations. At the Wisconsin State Fair, over 1 million visitors had the opportunity to visit the refreshed Travel Wisconsin tradeshow booth. Booth visitors could sign up for a stand-up paddle board giveaway that generated over 5,700 website sessions. More than 2,000 people subscribed to the Department's email marketing program and nearly 2,000 people requested the Department's award-winning Travel Wisconsin Travel Guide.

5. Office of Outdoor Recreation (OOR)

This project component developed an interactive web-based tool that provides a comprehensive inventory of outdoor recreation amenities in Wisconsin that is free and publicly available. The tool launched in June 2023 and, within one month, there have been 212 OOR page views with an average site visit time of 1 minute and 23 seconds and 235 page views with an average site visit time of 5 minutes for the Esri Hub site.

Transit Services Investment

39500 ARPATRANSIT

Expenditure Category: **6.1-Provision of Government Services**

Funding Amount: **\$25,000,000.00**

<https://badgerbounceback.wi.gov/>

Project Overview

The Transit Services Investment program allowed the Wisconsin Department of Transportation (DOT) to supplement operating expenses incurred by transit agencies as they experienced declining farebox revenue during the pandemic.

Use of Evidence

Due in part to significant decreases in public transit usage during the early stages of the pandemic, analysis identified that transit agencies would either need to increase fares or decrease services to make up for lost revenue unless subsidies were provided.

Performance Report

The provision of funding prevented service cuts and increased fares. Maintaining affordable service to communities allowed non-driving individuals who are often elderly, disabled, and/or members of historically marginalized communities to keep their employment, access to healthcare, and mobility.

Wisconsin State Patrol Overtime

39500 ARPAWSPOT

Expenditure Category: **3.3-Public Sector Workforce: Other**

Funding Amount: **\$3,000,000.00**

<https://badgerbounceback.wi.gov/>

Project Overview

Safety outcomes on Wisconsin roadways worsened during the pandemic. For example, the number of citations issued by the Wisconsin State Patrol for speeding in excess of 100 miles per hour nearly tripled the first year of the pandemic, and there was a marked increase in vehicular fatalities. The pandemic also brought additional workforce pressures to the Wisconsin State Patrol. As troopers became infected with COVID-19, fewer healthy individuals were available to patrol the highway. Additionally, the pandemic increased the job responsibilities of the smaller body of available staff. This project provided the Department of Transportation (DOT) with resources to cover additional staff overtime in the Wisconsin State Patrol.

Use of Evidence

Wisconsin State Patrol analysis identified that due to staff shortages and increased workload, they would not be able to fulfill their duties without additional overtime.

Performance Report

The authorization of additional overtime allowed the State Patrol to address staffing pressures.

DHS COVID Operations: Communications

43500 ARPA435COMM

Expenditure Category: **1.7-Other COVID-19 Public Health Expenses** (including Communications, Enforcement, Isolation/Quarantine)

Funding Amount: **\$11,796,500.00**

<https://www.dhs.wisconsin.gov/covid-19/resources.htm>

Project Overview

This project funded salary, benefits, contracting, software licenses, technology, and other costs associated with the Department of Health Services' (DHS) work to create, update, and maintain the DHS public-facing COVID-related web pages and associated data and content.

Use of Evidence

Funding for this project supported vital evidence-based, accurate, and timely communications. Throughout the pandemic, messaging was constantly reviewed for effectiveness and modified when needed to meet the changing needs of response and recovery efforts.

Performance Report

The information communicated with this funding informed decision making that slowed the spread of the pandemic and improved outcomes of those with the disease.

DHS COVID Operations-Aging and Disability Resources

43500 ARPAADR

Expenditure Category: **3.1-Public Sector Workforce: Payroll and Benefits for Public Health, Public Safety, or Human Services Workers**

Funding Amount: **\$575,000.00**

<https://wihealthyaging.org/initiatives/isolation-and-loneliness/>

Project Overview

This project funded salary, benefits, and other costs associated with Department of Health Services (DHS) employees managing the COVID-related funding in the Older Americans Act and the Wisconsin Coalition to End Social Isolation and Loneliness program, which aimed to address mental health and other health issues exacerbated by the pandemic.

Use of Evidence

Loneliness and social isolation have been identified as having serious physical and mental health implications in older adults and people with disabilities. This funding supported staff who provided resources and implemented evidence-based practices to assist older adults and those with disabilities experiencing loneliness or social isolation due to the pandemic.

Performance Report

DHS continuously monitored employee and contractor performance to help ensure that the program was consistently working to help elderly and disabled people weather the mental health challenges associated with the pandemic.

Behavioral Telehealth Services

43500 ARPABHI

Expenditure Category: **1.12-Mental Health Services**

Funding Amount: **\$5,000,000.00**

<https://badgerbounceback.wi.gov/>

Project Overview

This project is managed by the Department of Health Services (DHS) to support telehealth in the behavioral health space. The Youth Tele-Psychiatry (YTP) program aims to expand or develop pediatric, child, and adolescent tele-psychiatry services through the recruitment and retention of psychiatrists, psychiatric prescribers, and supporting technology needed to provide tele-psychiatry services, across the state of Wisconsin. The five YTP grant recipients, Essentia Health, Kenosha Community Health Center, Children's Medical Group, The Lakes Community Health Center, and Professional Services Group, have administered their YTP programs from July 2022 through June 2023. Additionally, three of the five grant recipients will be continuing their funding into a year-two contract from July 2023 through June 2024.

The Tele-Behavioral Health Program (TBH) was created with the intention to expand tele-behavioral health services throughout Wisconsin using designated hub sites where patients could access these services via technology in a place that was safe and logistically convenient. Twenty-seven grantees were provided funds to develop their programs and hub sites. The intended outcome was to serve patients at these hub sites who would otherwise struggle to access behavioral health services and to create programs that were sustainable to ensure the programs continued past the grant year of July 2022 through June 2023.

Use of Evidence

A program requirement was that any funding received had to be used on evidence-based interventions and practices. A DHS employee, as well as a licensed clinician, evaluated all expenditure requests to ensure agencies were complying with this requirement and that the services being provided were evidence-based.

Performance Report

All recipients have achieved the intended outcome to serve patients who would otherwise struggle to access services and have expanded access to some of the most underserved populations in Wisconsin, including those living in rural communities, inner-city communities, Black and Brown men, women, and children, homeless populations, the Asian community, and children attending elementary and high school. Children's Medical Group achieved 2.8 FTE psychiatric prescribers by the mid-point of the year-one contract period, along with a Clinic Manager and full-time RN to fully assist prescribers and manage the YTP program. By the contract mid-point, the Children's YTP

program had seen 700 unique patients with over 1,000 visits completed and an anticipated 10-15 new patients incoming each week.

Professional Services Group, LLC hired 1.5 FTE pediatric prescribers along with 1.0 FTE medical assistants to assist prescribers by the mid-point of the year-one contract period. The Lakes Community Health Center (NLCC) hired two additional PNs to increase their existing 1.0 FTE, and recently hired on a child psychiatrist to continue expanding their YTP program. At the mid-point of the contracting period, NLCC had served 101 adolescents with 246 visits and 80 percent of recipients on Medicaid and an additional 2 percent on sliding scale. NLCC plans to continue developing their YTP program into their year-two contract. Kenosha Community Health Center recently hired on a pediatric prescriber and will be continuing its program funding into a year-two contract. Additionally, Essentia Health has contracted with an external recruiting agency and continues to expand recruitment efforts as it enters its year-two contract.

Enhanced Youth Mental Health Services

43500 ARPACHILDRNS

Expenditure Category: **6.1-Provision of Government Services**

Funding Amount: **\$5,000,000.00**

<https://childrenswi.org/location-directory/locations/urgent-care/craig-yabuki-mental-health-walk-in-clinic>

Project Overview

This project provides funding to the Department of Health Services to support the Children’s Walk-In Clinic, which provides same-day care for children and teens (ages 5 to 18) experiencing urgent mental health issues by offering evaluations of safety concerns, interventions through temporary, on-site counseling and coping tips, coordination of care with the child’s care team, and ongoing care referrals. The clinic is designed to offer an alternative to traditional urgent care and emergency room services and meet the increased demand for immediate access to mental and behavioral health services. The clinic is located on Children’s Wisconsin main campus and is open 7 days a week from 3 PM – 9:30 PM. The supported development and expansion of the Children’s Walk-In Clinic is broken up into three contract periods from July 2022 to December 2024.

Use of Evidence

The Children’s Walk-In Clinic provides early and timely interventions for adolescents experiencing mental health issues that will result in improved quality outcomes and best practices of care. More than half of individuals with mental health conditions in their lifetime begin experiencing symptoms prior to the age of 14; however, the average length of time between appearing symptoms and treatment is often over 10 years. This lack of urgency and availability portrays a gap in care for kids that the Children’s Walk-In Clinic aims to solve for by providing immediate access to professional care.

The [American Psychiatric Association](#) reports that early interventions for children showing signs of mental illness can often minimize or delay symptoms, prevent hospitalization and improve prognosis.” However, a [report](#) by the National Center for Children in Poverty at Columbia University reveals that child mental health-related visits to hospital emergency departments have significantly increased, and that these emergency departments fail to meet children’s needs. The report recommends policymakers provide more community-based mental health treatment available for children and youth.

Performance Report

During the initial months of implementation, the Children’s Walk-In Clinic evaluated 304 children for treatment, facilitated 22 inpatient transfers, and referred 29 children to partial hospitalization programs/intensive outpatient programs. The clinic has served children and families from across the state of Wisconsin, as far as Manitowoc County, with the majority of patients coming from Milwaukee County (57 percent). A year after opening its doors, the clinic has served 917 children and teenagers and accounted for 972 visits, with 566 of the visits reasoning being based in trauma, other stressors, and anxiety.

Covering Wisconsin

43500 ARPACOVERWI

Expenditure Category: **1.7-Other COVID-19 Public Health Expenses** (including Communications, Enforcement, Isolation/Quarantine)

Funding Amount: **\$3,961,009.00**

<https://coveringwi.org/>

Project Overview

This project provides funding to the Department of Health Services to implement the Covering Wisconsin activities, which aim to prepare the enrollment assister community, consumers, and other consumer-serving organizations for the unwinding of the Medicaid continuous eligibility maintenance of effort. The program serves Wisconsin’s residents by helping them learn about, select, use, pay for, and renew coverage with the goal of improved health outcomes and financial security.

Use of Evidence

Covering Wisconsin is a federally certified, state-licensed navigator agency with experience and success in helping Wisconsinites navigate health care. Their work was nationally recognized in 2015 as part of the White House’s “Health Communities Challenge.”

Performance Report

With this funding, Covering Wisconsin has developed, tested, and implemented a web-based consumer support chatbot to increase access to its services. It has also increased enrollment assistance and support through the recruitment, training, licensing, and deployment of 13 new individual enrollment assisters and the recruitment and deployment of five new individual outreach, partner, and workforce leaders. Covering Wisconsin has also recruited, cultivated, and led support of nine enrollment networks, including one for Spanish-language consumer assisters. Covering Wisconsin has increased outreach and engagement through the development and dedicated project management of an unwinding outreach plan targeting Medicaid members and mini grants to 20 community mobilizers to raise awareness in at-risk communities. Covering Wisconsin has improved communications by working directly with the Department of Health Services’ communications team on unwinding strategies, language suggestions, communication plans, and creation of relevant “how-to” sheets.

DHS COVID Operations-COVID Response Team Transition Operations

43500 ARPACRTO

Expenditure Category: **1.7-Other COVID-19 Public Health Expenses** (including Communications, Enforcement, Isolation/Quarantine)

Funding Amount: **\$13,485,887.00**

<https://badgerbounceback.wi.gov/>

Project Overview

Funding for this project supported salaries, benefits, and other costs for employees managing and administering the Department of Health Services' COVID testing, vaccination, contact tracing, and transition to recovery efforts.

Use of Evidence

Staff funded by this project supported key components of an evidence-based approach to preventing the spread of COVID and improving outcomes for those infected.

Performance Report

Without the vital work of these staff to manage COVID testing, vaccines, and contact tracing, it is likely Wisconsin would have experienced higher rates of infection, complications resulting from infection, and associated deaths.

DHS COVID Operations-Division of Quality Assurance

43500 ARPADQA

Expenditure Category: **3.1-Public Sector Workforce: Payroll and Benefits for Public Health, Public Safety, or Human Services Workers**

Funding Amount: **\$4,951,400.00**

<https://badgerbounceback.wi.gov/>

Project Overview

Funding for this project assisted the Department of Health Services (DHS) with the backlog of surveys and complaints regarding long-term care facilities that was created by increased volume due to the pandemic. The dollars supported salary, benefits, and other costs associated with employees performing investigations of nursing homes and assisted living facilities in response to complaints and completing related state and federal surveys.

Use of Evidence

Without additional staff, DHS would not have been able to reduce the backlog of complaints and surveys for long-term care facilities caused by the pandemic in a timely manner.

Performance Report

Thanks to the additional staff supported by this funding, Wisconsin is now trending toward meeting state and federal metrics for surveys and complaint investigations in long-term care facilities.

Emergency Medical Services Investment

43500 ARPAEMS

Expenditure Category: **6.1-Provision of Government Services**

Funding Amount: **\$45,000,000.00**

<https://www.dhs.wisconsin.gov/ems>

Project Overview

The project provided funding to the Department of Health Services to implement the EMS Funding Assistance Program, which made grants available to all public ambulance service providers, including volunteer fire departments, nonprofits, and county and municipality services, and can be used for new emergency service vehicles, safety upgrades to existing vehicles, durable diagnostic medical equipment, immobilization equipment, patient transport equipment, and more. Awardees received a supplemental grant of \$24,390 in addition to their regularly allocated grant. The EMS Flex Grant provides an additional \$32 million to stabilize EMS providers and ensure they can continue to respond to emergencies across Wisconsin. EMS Flex Grants funds can be used for new vehicles, training equipment, and staffing. All EMS services licensed in the State of Wisconsin are eligible to request funding from this grant.

Use of Evidence

EMS providers follow evidence-based guidelines provided by the National Prehospital Evidence-Based Guideline Model Process. This process helps EMS providers evaluate their practices and identify associated needs that providers can then apply for funding to support.

Performance Report

This project supported supplemental funding for the EMS Funding Assistance Program, which provided an additional \$8 million to EMS providers. EMS Flex Grants were also awarded to 442 licensed EMS throughout the state to aid in service delivery.

DHS COVID Operations-Environmental And Occupational Health

43500 ARPAEOH

Expenditure Category: **1.7-Other COVID-19 Public Health Expenses** (including Communications, Enforcement, Isolation/Quarantine)

Funding Amount: **\$500,000.00**

<https://badgerbounceback.wi.gov/>

Project Overview

Funding for this project supported salary, benefits, and other associated costs of the Department of Health Services to support an industrial hygiene research scientist, an epidemiologist, and an environmental epidemiologist dedicated to COVID surveillance programs and providing consultation to employers, local health departments, and the public.

Use of Evidence

The positions funded provided critical information to support evidence-based decision-making throughout the pandemic.

Performance Report

Without the vital work of these staff to provide timely and accurate information to key decision makers, it is likely Wisconsin would have experienced higher rates of infection, complications resulting from infection, and associated deaths.

Nursing Home and Long-Term Care Facility Infection Prevention Grant Program

43500 ARPALTCIPGRT

Expenditure Category: **1.14-Other Public Health Services**

Funding Amount: **\$4,800,000.00**

<https://badgerbounceback.wi.gov/>

Project Overview

This project provided funding to the Department of Health Services (DHS) to establish a matching funds grant program to allow skilled nursing facilities and other types of long-term care facilities to apply infection prevention protocols, including physical infrastructure needs customized to the facility. Project categories included staff retention and recruitment, ancillary services (such as x-ray, transportation, lab draws, etc.), infection prevention and environmental services supplies, technology for education, outbreak response, or telemedicine, and HVAC or other physical infrastructure improvements.

Use of Evidence

Supports funded through this project are evidence-based methods to prevent infectious disease spread in congregate living facilities.

Performance Report

More than 1,015 applications were received from facilities resulting in 205 approved applications from skilled nursing facilities and 360 approved applications for other types of long-term care facilities.

Local And Tribal Health Department Response And Recovery Support

43500 ARPALTHD

Expenditure Category: **1.7-Other COVID-19 Public Health Expenses** (including Communications, Enforcement, Isolation/Quarantine)

Funding Amount: **\$58,460,000.00**

<https://badgerbounceback.wi.gov/>

Project Overview

This project provided funding to the Department of Health Services to provide financial assistance to local and tribal health departments to defray the costs of monitoring and responding to the pandemic, including addressing mental health challenges, providing access to services, strengthening recovery efforts, upgrading and improving technology, addressing health disparities in public health outcomes, and providing testing and vaccine outreach.

Use of Evidence

The efforts supported by this program are all part of an evidence-based approach to slowing the spread of COVID-19 and improving results for those infected.

Performance Report

Local and Tribal Health Departments provide quarterly reporting on staff, supplies, and other uses of these funds in addition to the programmatic needs met by the project.

DHS COVID Operations-Medicaid Services COVID Funding Implementation

43500 ARPAMEDICAID

Expenditure Category: **1.7-Other COVID-19 Public Health Expenses** (including Communications, Enforcement, Isolation/Quarantine)

Funding Amount: **\$6,261,100.00**

<https://badgerbounceback.wi.gov/>

Project Overview

Funding for this project supported salary, benefits, and other costs associated with supporting the Department of Health Services' (DHS) Division of Medicaid Services employees and contractors to administer COVID Birth-to-3 grant funding, Medicaid and FoodShare eligibility, benefit, and service delivery changes mandated or authorized under federal COVID legislation, and other Medicaid and FoodShare initiatives implemented in response to the pandemic.

Use of Evidence

The need for additional staff was created by federal legislation.

Performance Report

Employee and contractor performance was monitored by DHS standard performance management practices and contract oversight.

Milwaukee County Mental Health Emergency Center

43500 ARPAMMHEC

Expenditure Category: **6.1-Provision of Government Services**

Funding Amount: **\$4,500,000.00**

<https://mentalhealthmke.org/>

Project Overview

This project provided funding to the Department of Health Service to help fund construction of and start-up costs for the Milwaukee Mental Health Emergency Center (MHEC), which provides 24/7/365 crisis mental health assessment, stabilization, treatment, and transition care management for children, adolescents, and adults. The MHEC, which helps offset the the significant growth in need for treatments related to community mental health and substance use disorders, offers a therapeutic environment for both voluntary and involuntary patients, with separate entrances for patients entering in police custody, and a family friendly treatment area for youth. The anticipated length of stay for emergency care is 4 to 23 hours, with the goal for all patients to receive timely treatment and stabilization to the appropriate level of care.

The MHEC screens individuals for inpatient admissions and completes the Treatment Director's Supplement (TDS) as required under Wisconsin law for those who have been found to be a danger to self or others. The facility provides care coordination and navigation services to ensure timely connections to community-based care, including Crisis Resource Centers, outpatient services, medications, housing, food, and other social supports. The facility also provides immediate access to specialized psychiatric care for those who need it most, potentially reducing law enforcement involvement and unnecessary hospitalizations for this population.

Located in the City of Milwaukee where 93 percent of Psychiatric Crisis Services (PCS) Emergency Room users lived (as of 2019), and in a zip code adjacent to approximately 70 percent of those patients, the MHEC reduces time spent in police custody for emergency detentions, greatly improves access to crisis services in the neighborhoods with limited access and where the pandemic has had a substantial impact on the mental health of the population, and includes participation and support from four major health systems, which will reduce stigma and improve care coordination and collaboration in serving the most vulnerable patients.

Use of Evidence

Mental health issues continue to disproportionately impact Milwaukee County's communities of color, particularly Black residents. A Human Services Research Institute (HSRI) study strongly recommended that Milwaukee County maintain the nationally recognized best practice of the specialized psychiatric emergency room but anticipated a smaller number of admissions based on the downward trajectory of admissions from 2010 to 2018. The initial MHEC project was conceived prior to the pandemic and anticipated annual visits between 6,000 and 8,000 patients. The facility is now expected to serve 10,000 to 12,000 annually at potentially higher acuity. HSRI and Wisconsin Policy Forum studies recommended expansion in key community-based initiatives coupled with the

safety net option of a specialized emergency room, as this model has been very effective in reducing emergency detentions, expanding upstream access to crisis services, reduced psychiatric hospitalizations, and increased collaboration system wide in Milwaukee County.

Performance Report

The MHEC facility is fully completed and has passed all relevant city and state inspections. The MHEC accepted its first patient in September 2022.

DHS COVID Operations-Office Of Health Informatics

43500 ARPAOHI

Expenditure Category: **1.7-Other COVID-19 Public Health Expenses** (including Communications, Enforcement, Isolation/Quarantine)

Funding Amount: **\$375,000.00**

<https://www.dhs.wisconsin.gov/covid-19/ppe.htm>

Project Overview

This project supported salaries, benefits, and other costs associated with supporting employees managing and administering data and information technology associated with providing timely, accurate, and accessible information related to the pandemic, including, but not limited to, data systems managers, help desk support, IT systems trainers, and data analysts.

Use of Evidence

The use of data in decision making regarding the pandemic response and recovery effort is part of an evidence-based multi-faceted approach that reduced disease spread and improved outcomes.

Performance Report

Information systems and data systems presented on the Department of Health Services website are vital to pandemic response and recovery efforts and are continuously evaluated through feedback received from citizens, partners, and medical professionals.

Personal Protective Equipment

43500 ARPAPPE

Expenditure Category: **1.5-Personal Protective Equipment**

Funding Amount: **\$4,355,368.00**

<https://badgerbounceback.wi.gov/>

Project Overview

The State of Wisconsin has a medical stockpile of personal protective equipment (PPE) to fill supply chain gaps created by emergency health incidents. This project funds a portion of the PPE needed to maintain this program.

Use of Evidence

The use of personal protective equipment is promoted through regulatory and policy bodies such as the Occupational Safety and Health Administration, the Centers for Disease Control and Prevention, and the Wisconsin Department of Health Services. Like many states, during the early months of the pandemic, Wisconsin suffered due to lack of sufficient PPE, prompting the need for a larger stockpile.

Performance Report

Including stock purchased prior to state fiscal year 23, 4,401,620 KN95s have been distributed in state fiscal year 23, many of which were distributed as the result of a large-scale survey. These went to tribes, free clinics, and non-profits across the State of Wisconsin. There are currently 2.7 million KN95s remaining in inventory.

Health Care Surge Staffing

43500 ARPASRGSTAFF

Expenditure Category: **1.14-Other Public Health Services**

Funding Amount: **\$77,404,079.00**

<https://badgerbounceback.wi.gov/>

Project Overview

This program was created in September of 2021 to provide emergency staffing resources to hospitals and long-term care facilities in Wisconsin. The program received 332 requests over the course of the program. DHS contracted with staffing vendors to facilitate 1,879 healthcare staff being sent to 209 agencies through August 2022. The internal team developed processes to track incoming requests, work with the DHS contracting team, partner with staffing agencies, and complete payment and billing procedures. This program resulted in an incredible accomplishment that helped the residents of Wisconsin in a dire situation.

Use of Evidence

Not applicable

Performance Report

A weekly report was created to report on staffing metrics throughout the program. Throughout the course of the program, 1,879 healthcare staff were placed at 209 agencies. This program resulted in an incredible accomplishment that helped the residents of Wisconsin in a dire situation.

COVID-19 Oral Antiviral Access Telehealth Initiative

43500 ARPATELE2TRT

Expenditure Category: **1.6-Medical Expenses** (including Alternative Care Facilities)

Funding Amount: **\$4,329,312.00**

<https://www.dhs.wisconsin.gov/covid-19/telehealth.htm>

Project Overview

The Department of Health Services partnered with a population health technology company to fund a free service that gives patients with COVID-19 symptoms access to provider consultation and therapeutic prescriptions without having to leave their home or place of care. Wisconsin providers can also use this service to consult with clinicians who are knowledgeable and experienced in prescribing available treatment. These services address critical gaps throughout the state and provide equitable and inclusive access to lifesaving therapeutics.

Use of Evidence

The oral antivirals available as part of the program have received Emergency Use Authorization from the FDA and are prescribed in accordance with evidence-based protocols by clinicians licensed to practice and prescribe in Wisconsin.

Performance Report

As of June 2023, the program has processed 4,400 consult requests, prescribed 3,000 courses of oral antivirals, and served patients from all counties in Wisconsin. In December 2022 – the highest volume month – the program serviced upwards of 1,100 patients, with a median wait time of just four minutes to speak with a licensed provider. During the same month, Paxlovid prescriptions from the telehealth program rose to 10 percent of all Paxlovid dispensed statewide, up from 4 percent in the prior month of November. As of May 2023, telehealth prescriptions for Paxlovid continue to trend between 8 and 10 percent of all courses dispensed across Wisconsin. Elderly residents ages 60 and up, who are particularly susceptible to severe illness from COVID-19, comprise 47 percent of all telehealth patients to-date, and sometimes account for more than 50 percent of all telehealth patients on a rolling weekly basis.

COVID-19 Vaccination

43500 ARPAVAX

Expenditure Category: **1.1-COVID-19 Vaccination**

Funding Amount: **\$19,951,705.48**

<https://www.dhs.wisconsin.gov/covid-19/vaccine-registry.htm>

Project Overview

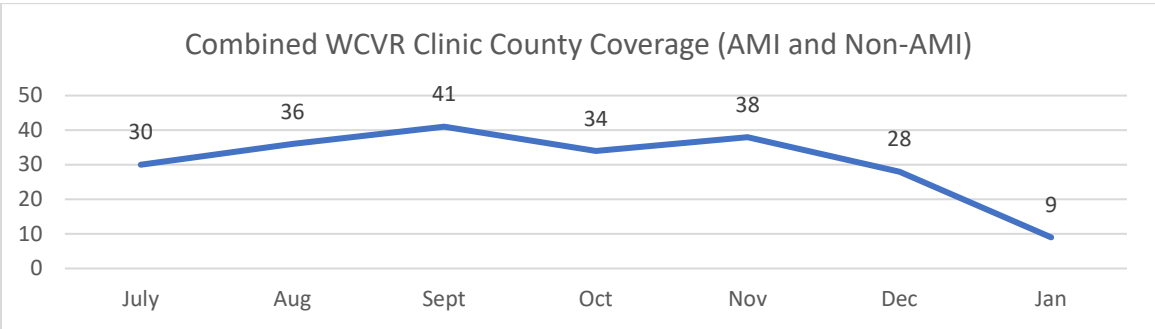
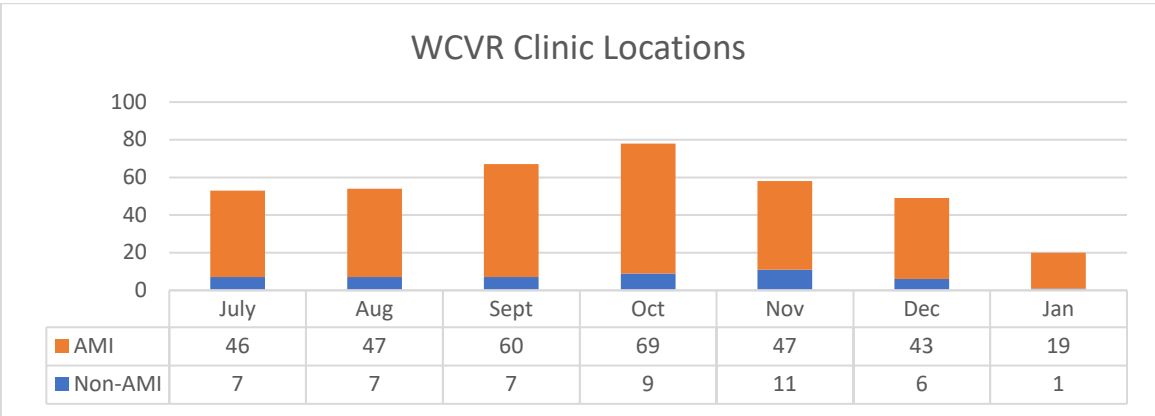
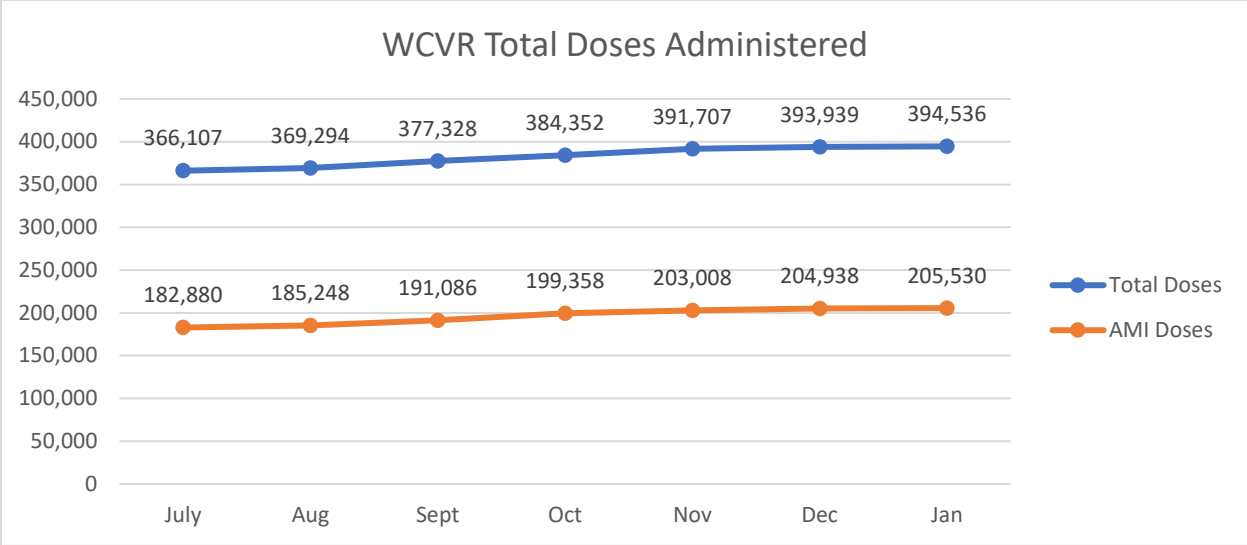
This project supports the distribution of COVID-19 vaccines and necessary related activities. The Wisconsin COVID-19 Vaccine Registry (WCVR) was developed for managing COVID-19 vaccine administration at local and tribal public health partners, a contracted Community-Based Vaccination Clinic partner: AMI Expeditionary Healthcare (AMI), and other local entities administering COVID-19 vaccine. The WCVR public portal is a web-based system that allows for public registration, eligibility screening, appointment scheduling, and demographic collection. The WCVR clinic operations module is web-based and enabled on mobile devices to capture demographics, vaccine dose administration, and interfaced in real-time to the Wisconsin Immunization Registry (WIR). The public-facing registry portal went live March 2, 2021. The first clinical operations day was March 9, 2021. The last clinical operations day was January 14, 2023.

Use of Evidence

This project supported distribution of COVID-19 vaccines, a critical part of an evidence-based model for the prevention and mitigation of the illness.

Performance Report

From July 2022 through January 2023, 32,204 vaccine doses were administered. See charts on next page for additional information.



Ventilators Assistance DHS

43500 ARPAVENTILAT

Expenditure Category: **1.7-Other COVID-19 Public Health Expenses** (including Communications, Enforcement, Isolation/Quarantine)

Funding Amount: **\$7,523,530.00**

<https://www.dhs.wisconsin.gov/covid-19/ppe.htm>

Project Overview

In April 2021, the Department of Health Services executed a three-year, \$7.5-million maintenance contract with the firm that sold it 1,500 ventilators in April 2020, supported by this project. The contract, which expires in April 2024, requires the firm to provide preventive maintenance recommended by the manufacturer of the ventilators and an extended warranty for the ventilators.

Use of Evidence

Ongoing maintenance of the ventilators purchased in April 2020 will help extend the lifetime of this investment and ensure ventilators remain available.

Performance Report

Ventilators have been widely distributed across the state to partners with a reasonable need within the scope of their service agreement; 72 different stewards have had ventilators: 40 EMS and 32 hospitals or clinics.

DHS COVID Operations-Storage And Transportation

43500 ARPAWAREHSE

Expenditure Category: **1.7-Other COVID-19 Public Health Expenses** (including Communications, Enforcement, Isolation/Quarantine)

Funding Amount: **\$2,500,000.00**

<https://www.dhs.wisconsin.gov/covid-19/ppe.htm>

Project Overview

The State of Wisconsin has a medical stockpile of personal protective equipment to fill supply chain gaps created by emergency health emergency incidents. This project funds a portion of the warehouse storage costs as well as partial transportation costs for distribution of PPE and ventilators. A PPE request surge resulted in the increased need for transportation. A large-scale distribution of approximately 1,800 orders occurred from December 2022 through March 2023, which resulted in higher costs aimed at reducing the warehouse footprint.

Use of Evidence

CDC, FEMA, and many states provide guidance on the maintenance of a stockpile of personal protective equipment.

Performance Report

The warehouse was home to over 61.1 million pieces of PPE and other medical equipment (vaccination supplies, cots, etc) taking up around 150,000 square feet at its apex. The program received 1,918 different requests for PPE and other medical equipment related to pandemic response. In state fiscal year 2023, 31,016,882 individual items have been distributed to over 1,763 requestors.

Behavioral Health Workforce Expansion and Capacity Building Initiative

43500 ARPAWKFCHLTH

Expenditure Category: **6.1-Provision of Government Services**

Funding Amount: **\$10,120,000.00**

<https://badgerbounceback.wi.gov/>

Project Overview

The Workforce Development Technical Assistance (TA) program is working with 10 Wisconsin-based organizations to provide a technical assistance forum for community-based behavioral health professionals from January 1, 2023, through December 31, 2023. The program has three main goals: promote and develop competencies within the behavioral health workforce in identifying unmet needs for mental health and substance use services among people from underserved communities, improve the service delivery system to expand access to people in underserved communities, and develop behavioral health workforce competencies in the areas of diversity, equity, and inclusion.

The elected grant recipients, including Arbor Place, Autism Society of Greater Wisconsin, Chrysalis, Inc., Community Advocates, Inc., HIR Wellness Institute, Hmong American Friendship Association, Meta House, Milwaukee County, Milwaukee Muslim Women's Coalition, and SOAR Case Management Services, Inc., have created unique technical assistance forums to increase diversity, equity, and inclusion competency within the behavioral health workforce. These TA forums range presentation modality, including remote, hybrid, and in-person options.

The Wisconsin Qualified Treatment Trainee (QTT) Grants Program is an integrated, systemic approach to investing in the number and quality of behavioral health professionals in this state. The centerpiece of the QTT Grants Program is the Expanding Agency grant, which creates the ability to directly address the behavioral health workforce shortage and long client waitlists by funding agencies to create placements for QTTs who will then go on to get licensed and enter the workforce.

A QTT is either a graduate student in an advanced practice internship in social work, marriage and family, or counseling or a graduate of a master's degree program in social work, marriage and family, or counseling who is working toward the 3,000 hours of supervised practice required for full licensure. QTTs must receive both direct practice experience and quality supervision to fulfill the requirements of the credentialing process. The Expanding grant increases QTT access to the required experience and supervision by providing financial and supervisory training supports to qualified agencies.

The funding supports wards stipends to graduate student QTTs who are unpaid or underpaid by employing agencies to help promote their retention in the profession until they satisfy requirements for licensure.

The project also increases capacity of agencies to serve diverse, underserved clients in shortage areas by conducting a culturally and linguistically appropriate services (CLAS) standards assessment,

implementing CLAS standards based on assessed need, and other activities toward hiring a QTT to meet the assessed cultural and linguistic needs of the agency.

Current regional technical colleges and 2-year UW campuses offer human service associate programs that do not align with Social Work degrees, causing students, who are frequently from underserved/BIPOC communities, to repeat credits and take additional time to gain a Bachelor of Social Work Degree. This project supports an improved pathway for bachelor social work programs by aligning and creating a pathway from human service associate programs to social work degrees, ensuring credit transfers and maximizing investments of time and money.

This program also develops a Dual-Diagnosis Post-Graduate Certificate Training Program. There is a need for behavioral health professionals to have experience and knowledge in mental illness and substance use disorders. This post-master's certificate will provide the knowledge and experience necessary for treating people with dual diagnoses of mental health and substance use disorder and offers greater depth into dual diagnosis treatment than can be offered in standard graduate education due to accreditation requirements.

Use of Evidence

Each technical assistance forum design utilizes culturally responsive evidence-based or evidence-informed strategies to expand capacity in working with specific underserved populations.

Performance Report

Forums for the Workforce Development Technical Assistance program are expected to be completed in late summer, fall and winter of 2023. Based off projected participant numbers, the total number of behavioral health professionals to be trained through the entire grant opportunity is over 3,000. Other metrics of note include the following:

67 out of 72 counties (93 percent) had at least one QTT agency that served their county.

28 of 33 (85 percent) Senate districts represented with at least one QTT agency located within those districts.

127 Expanding Agency Grants made:

- 1,068 Continuing Education contact hours offered to 89 participating supervisors in Professional Development Initiative
- Out of 136 total applications, 126 (92.6 percent) serve children, and 133 (97.8 percent) serve adults.

10 Culturally Responsive Grants made, with 100 percent of agencies serving at least one target consumer population with a specific commitment to service.

260 Graduate Student Awards (QTT stipends) made:

- 93 percent of total applicants for Graduate Student Award had unpaid internships.
- 3 percent received compensation of \$0.01-\$1,999.99.

- 4 percent received compensation of \$2,000-\$5,000, all absent the provision of the QTT Stipend award.
- 500 were students reached through Human Services Pathway Outreach
- 12 students enrolled into the newly developed “Introduction to Social Work” course for first time at the UW-W Rock Campus, which is now a BSW-MSW educational pathway.

The additional hire requirement for the Expanding Agency Program is defined as each agency adding at least one QTT position over the average QTT position totals of the previous two fiscal years. QTT positions are discrete agency positions and do not include multiple people filling the same FTE position. For example, when QTTs complete their training hours and are fully licensed that QTT position is then fill by a new QTT. There may also be staff turnover during a QTTs pursuit of clinical licensure, and the position is filled by a new QTT. This “QTT positions average” ensures the increase in positions is creating unique and discrete QTT positions, thus additional workforce, and behavioral health treatment capacity. The average of the previous two fiscal years is used because a post-graduate QTT is required to complete at least 3,000 hours of supervised clinical practice over a minimum of a two-year period. Given the variety of agency sizes represented, agencies are required to add at least one (1) QTT position and the largest increase in a single agency was 8 QTT positions added in state fiscal year 23.

The two-year averaged total of state fiscal years 2021 and 22 QTT positions added by QTT Expanding Agency award recipients was 442 QTT positions. The cumulative total for state fiscal year 23 was 610 QTT positions, which demonstrates an increase of 168 positions or a 138 percent increase over the previous two-year average.

This increase in QTT positions has an exponential effect on the treatment capacity of Wisconsin’s behavioral health workforce. QTTs provide treatment services while under supervision for hours of experience toward licensure. Using a moderate assumption of a QTT’s schedule, a single QTT provides about 30 appointments per week for 42 weeks per year (assuming training, administrative, supervision, holidays, leave time.) The additional 168 QTT positions created by this program in state fiscal year 23 have or will result in 211,680 appointments now available to clients annually.

Maternal and Child Health Initiative Program

43500 ARPAWMIH

Expenditure Category: **6.1-Provision of Government Services**

Funding Amount: **\$16,000,000.00**

<https://www.dhs.wisconsin.gov/mch/blockgrant/input.htm>

Project Overview

This project supports initiatives that aim to improve maternal and child health outcomes. The areas prioritized in this investment include social determinants of health, such as food security, affordable housing, employment, and social connections, mental well-being, building responsive and equitable health care systems, perinatal workforce development, connecting families to information and resources, and wraparound support for perinatal populations in uncertain situations. The initiative provides funding to the Maternal and Child Health Initiative Program to support maternal and child health equity initiatives intended to combat maternal and infant mortality at the community and systems-level and strengthen health outcomes for families across Wisconsin.

Through collaborations with the Medical College of Wisconsin's Advancing a Healthier Wisconsin Endowment and the University of Wisconsin School of Medicine and Public Health, the project is bringing together multiple stakeholders to address social and economic conditions that can impact maternal and child health and are essential to altering the trajectory of the health disparities in Wisconsin.

Use of Evidence

A 2020 report found that Wisconsin had the worst Black infant mortality rate across 36 states and the District of Columbia. Infants born to Black mothers in Wisconsin are three times more likely to die before their first birthday than infants born to white mothers in the state. This inequity has been largely unchanged for decades. According to the Wisconsin Maternal Mortality Review, the maternal mortality rate for Black women in Wisconsin is approximately 5 times the rate for white women. These disparities are also present in Indigenous and Latino communities. Infants born to women from Indigenous and Latino backgrounds are 1.5 times more likely to die before their first birthday than infants born to white mothers in Wisconsin.

Performance Report

This project is ongoing, but the expectation is that it will help bring together community organizations, healthcare providers, doulas, breastfeeding support organizations, people who have experienced high-risk pregnancies and pregnancy loss, and others to address social and economic conditions that impact maternal and child health that must be addressed to change the trajectory of the health disparities in Wisconsin.

Project Resiliency

43500 ARPAWUCMAA

Expenditure Category: **6.1-Provision of Government Services**

Funding Amount: **\$2,000,000.00**

<https://www.wucmaa.org/>

Project Overview

Project Resiliency supports statewide Hmong mental health services, including the Hmong Mental Health Advisory Council and the development of a statewide helpline with peer support for Hmong residents. This statewide network of Hmong agencies provides social and emotional support for Hmong children and adults with culturally and linguistically relevant activities and other resources. The Wisconsin United Coalition for Mutual Assistance Associations (WUCMAA) operates Project Resiliency and has supported its current iteration from September 2022 through August 2023, the most recent contract period. WUCMAA's vision for Project Resiliency is to create a central hub of resources for Hmong mental and behavioral health for individuals, families, and providers, increasing capacity for local mental health programming.

Use of Evidence

Wisconsin has the third-largest Hmong population in the United States, and Hmong individuals make up the largest Asian American ethnic group in the state of Wisconsin. After immigrating here in the 1970s and 1980s after the Vietnam War, many Hmong refugees have histories of trauma exposure that have been linked to mental health challenges, such as somatization, depression, anxiety, and PTSD.

Performance Report

In February 2023, Project Resiliency launched its line to provide Hmong individuals with a non-crisis phone number, led by peers, to access mental health resources and support. The line is available in both Hmong and English to best serve callers. Project Resiliency also hosts ongoing community-based events, including healing and wellness circles, suicide prevention and awareness workshops, and informational webinars.

Dream Up! Child Care Supply-Building Grant Initiative

43700 ARPADREAMUP

Expenditure Category: **6.1-Provision of Government Services**

Funding Amount: **\$2,500,000.00**

<https://dcf.wisconsin.gov/childcare/projectgrowth/dream-up>

Project Overview

The Dream Up! program builds affordable, quality child care supply through a collaborative community approach. Successful applicants have cross-sector teams that include early learning and care providers, along with other key stakeholders, such as business leaders, economic/community development organizations, schools, and local government. Selected teams receive strategic planning support and grant funding to evaluate, plan, sustain, and expand existing programming and develop new child care programs. Upon completion of a successful applicant's plan, communities receive \$75,000 grant awards to implement activities from their approved plans. Additionally, regulated child care providers within the defined Dream Up! community are eligible to receive business training. Upon completion of the training and submission of an approved business plan, each provider receives a \$5,000 stipend. Two cohorts of Dream Up! have completed this process. The latest funded cohort is launching in June and July 2023. Nine communities were selected through a competitive application process, and all selected communities are under contract. The Dream Up! activities for this cohort are expected to be completed in spring 2024.

Use of Evidence

Project partners have demonstrated success with this model and approach in a number of states and communities, including in neighboring Minnesota and Michigan.

Performance Report

The majority of the first two cohorts have submitted approved strategic plans; however, it is too early in the process to report on actual outcomes generated by the plan and grant funds. More information will be available by the end of 2023, as grant fund spending deadlines approach. As of the writing of this report, 132 providers have completed business training as part of the Business Leadership Cohorts.

Milwaukee County Domestic Violence High Risk Team

43700 ARPADVHRT

Expenditure Category: **6.1-Provision of Government Services**

Funding Amount: **\$1,000,000.00**

<https://badgerbounceback.wi.gov/>

Project Overview

Milwaukee County's Domestic Violence High Risk Team (DVHRT) manages cases identified as highest risk for homicide. This multidisciplinary team includes participants from the City of Milwaukee Police department, the Milwaukee County District Attorney's Office, and the Wisconsin Department of Corrections. This project provides funding to expand the work that the DVHRT is doing. The expansion seeks to provide increased DVHRT case capacity, additional home visits by DVHRT when it is safe/appropriate, outreach to DVHRT offenders, and a more efficient review of all domestic violence cases in Milwaukee County.

Use of Evidence

Domestic violence high risk teams are recognized by the U.S. Department of Justice as a best practice to address domestic violence cases at highest risk for homicide.

Performance Report

This project's first performance report was completed in July 2023. Thus far, the project has been focused on relationship building between partners and administrative goals. The Domestic Violence High Risk Team members that are not funded through this project have continued with services and data is available on amount of home visits, but data regarding the expansion is not yet available.

Domestic Violence Shelter and Services

43700 ARPADVSS

Expenditure Category: **6.1-Provision of Government Services**

Funding Amount: **\$2,000,000.00**

<https://badgerbounceback.wi.gov/>

Project Overview

The Domestic Violence Housing First (DVHF) Program and stabilization of domestic violence (DV) shelter care services are advanced through the funding provided by this project. DVHF is an evidence-based and trauma-informed practice that moves domestic violence survivors into safe, stable permanent housing as quickly as possible. Once housed, survivors have access to supportive and holistic advocacy resources to rebuild their lives. The DVHF program is currently being piloted in nine communities across the state and includes both a training and technical assistance component to support implementation and an evaluation component to study the effectiveness of this approach to supporting survivors and their families by better meeting their housing needs.

Use of Evidence

DVHF is an evidence-based and trauma-informed practice. The effectiveness of this approach will be evaluated to inform future program and policy recommendations.

Performance Report

Not applicable Information on outcomes is not yet available.

PATHS Youth Services

43700 ARPAPATHS

Expenditure Category: **6.1-Provision of Government Services**

Funding Amount: **\$800,000.00**

<https://changewithin.net/programs/path>

Project Overview

PATHS (positive connections, academic support, training and employment, housing, and social/emotional support) is a housing-first model that provides comprehensive case management and wraparound services for young people at imminent risk of homelessness after exiting the child welfare system. Wisconsin has two PATHS programs: one in North Central Wisconsin and one in Southern Wisconsin. Both programs serve youth between the ages of 17-21, with priority being given to the highest need: the most vulnerable young people with the least protective factors. The majority of youth served face multiple barriers to housing stability including past evictions, a documented disability, being pregnant or parenting, and/or having a criminal record.

Grantees funded by this project have developed and maintained key short- and long-term housing partners through the use of Housing Navigators. This project was prioritized due to the disproportionate impact of the public health crisis on youth in and transitioning from out-of-home care. During the best of times, finding and maintaining safe and stable housing for youth from out-of-home care with limited rental history, no cosigner, and other barriers is challenging. In the context of the last few years, with landlords not able/willing to show apartments, a housing market with high demand, and rental prices through the roof, partners utilized this funding to ensure youth were able to maintain housing, and agencies were able to build strong relationships with landlords and property managers. Targeted outcomes include establishing long- and short-term housing partnerships, ensuring participants experiencing a housing crisis receive immediate housing within one business day, providing financial supports for housing stability, and establishing long-term housing stability alongside participants within 30 days.

Use of Evidence

Like most states, Wisconsin is grappling with complications caused by lack of affordable housing on many levels. Youth in and transitioning from out-of-home care were identified as one of the populations in Wisconsin most vulnerable to the rapidly rising cost of housing, and this project was implemented to address this issue.

Performance Report

In 2022, PATHS programs served a total of 84 young adults, excluding a participant's minor children. Of those participants, 5 had past evictions, 36 had criminal records, 58 had documented disabilities, 31 were pregnant and/or parenting, and 13 had substance use disorders. 48 youth were provided financial supports to ensure housing stability, with most able to avoid housing crises. In the Northern

PATHS program, in 2022, 12 of the 17 young people served (70%) who were reporting an immediate housing crisis reached a resolution within one business day. The Southern PATHS program completed a total of 1,014 hours of intensive case management support in 2022.

Services for Children With High Acuity Needs

43700 ARPAAWAFCA

Expenditure Category: **6.1-Provision of Government Services**

Funding Amount: **\$7,500,000.00**

<https://dcf.wisconsin.gov/sync>

Project Overview

This investment enhances programming for children and youth with complex needs by supporting partnerships that assist in the design and implementation of additional supports in group care settings, community-based supports for children in treatment foster care settings, and the development of a statewide electronic referral system for group care providers.

This project was established to increase the number of caregivers statewide that would accept placement of youth with a high acuity of needs within community settings, especially in treatment foster care. The Department of Children and Families (DCF) developed a competitive grant that was issued to agencies statewide that licensed foster homes. The goal of the grant was to increase and support the number of caregivers statewide that can successfully support placement of youth ages 10 and older with high acuity needs, reducing the number of youths placed in congregate care settings like residential care centers and group homes. The grant was announced in September 2022, applications were accepted through November 2022, and the funding period for the grant is calendar years 2023 and 2024.

A total of 29 agencies applied for a grant. Grants were awarded to the 10 highest scoring agencies, which included private child placing agencies, a tribal licensing agency, and county agencies.

Intended outcomes are to provide community-based clinical and therapeutic services to enhance caregiver capacity, maintain placement stability, leverage co-parenting practices, support the youth's transition to permanency, and provide post-permanency stabilization to avoid re-entry for youth ages 10 and older with high acuity needs.

Funding is also available to serve children with high acuity needs in out-of-home care. There has been a lack of resources for children with high acuity needs that are in the child welfare system, including child protective services and youth justice, and who are difficult to serve in the community due to a variety of presenting behaviors and needs. Some of these children are being sent to out-of-state residential care, which causes significant distances between the children, their families, and their communities. In 2020, 119 children were placed in out-of-state group care settings, which is an increase from 44 in 2016, even as the overall number of children in out-of-home care has decreased. Although these children present with a variety of needs, one significant subset are those who have intellectual and/or developmental disorders, including autism spectrum disorders, along with complex trauma and behavioral challenges such as aggressive behavior towards others. Wisconsin only has a small number of providers that can serve this population. DCF has contracted with two congregate care providers that serve this population to keep these children in Wisconsin. The providers will develop a specialized intensive unit in each of the programs to serve this population with the goal of moving to a less restrictive setting in 12 months or less.

Enhancements to the SYNC portal include new data elements to help DCF and its partners understand and problem solve issues with the group care system across Wisconsin. Stakeholders currently lack quantitative data on questions such as why so many placement referrals are declined, how many referrals sent are appropriate for the services offered; and the operational vacancy rate for different services in each region of the state. DCF has accepted a proposal from its primary software vendor to make the requested enhancements by February 2024.

Use of Evidence

Wisconsin identified that children with high acuity of needs in community care settings often had to be placed in congregate care settings due to lack of available supports for other care providers and developed this program to address this issue.

Performance Report

Evaluation of project outcomes is forthcoming.

Civil Legal Services

43700 ARPAWISTAF

Expenditure Category: **6.1-Provision of Government Services**

Funding Amount: **\$8,064,000.00**

<https://badgerbounceback.wi.gov/>

Project Overview

Funding for this project has supported COVID-related civil legal services for low-income individuals, as well as the construction of the Wisconsin Law Help website, which is a user-friendly online legal assistance portal that will help visitors access accurate legal information and referrals.

To provide the civil legal aid, contacts were established with subrecipients to provide direct client services throughout the state. The legal services provided range from limited advice to full representation in a variety of civil areas including family, health, housing, immigration, consumer, and employment.

Use of Evidence

Not applicable

Performance Report

Through March 2023, subrecipients reported providing 1,593 legal services to 1,191 eligible clients in 60 Wisconsin counties. Areas of high service provision include consumer/finance, guardianship, family, and housing law. Preliminary data indicates high levels of service to individuals who identify as belonging to historically marginalized groups.

Hire Heroes Workforce Development

44500 ARPAHEROES

Expenditure Category: **2.10-Assistance to Unemployed or Underemployed Workers** (e.g. job training, subsidized employment, employment supports or incentives)

Funding Amount: **\$500,000.00**

<https://badgerbounceback.wi.gov/>

Project Overview

This project funds expansion of the Hire Heroes program, administered by the Department of Workforce Development (DWD). The Hire Heroes program provides a financial incentive to hire, train, and support veteran employees by subsidizing employers for wages up to 1,040 hours at federal minimum wage rates. With the supplemental funding provided by this project, Hire Heroes will be working to increase outreach to eligible veterans by connecting with candidates through new and existing pathways, utilizing partner agencies to assist with recruitment and screening, bolstering wraparound support services, and creating a Certified Pre-Apprenticeship Program through local Wisconsin technical colleges.

The pre-apprenticeship training is intended to provide industry-specific training opportunities for veterans leading to permanent employment, enrollment in related industry coursework, continued training through registered apprenticeship, increased job placement, more awareness amongst Wisconsin veterans about opportunities/services available, and better awareness amongst employers of the benefits available to them if they hire veterans.

Use of Evidence

This initiative was recommended by the Governor's Blue Ribbon Commission on Veteran Opportunity, which solicited input from stakeholders statewide on veterans' issues, including months of testimony, research, a listening session, and consultations with experts.

Project performance will inform future policy and program recommendations.

Performance Report

This program is still in initial stages. No metrics on sectoral job training program enrollment or completion are available. This program does not have a summer youth employment component.

Job Center Staffing Resources

44500 ARPAJOBCTR

Expenditure Category: **2.10-Assistance to Unemployed or Underemployed Workers** (e.g. job training, subsidized employment, employment supports or incentives)

Funding Amount: **\$3,599,600.00**

<https://jobcenterofwisconsin.com/>

Project Overview

Wisconsin's Job Service is the front door for customers seeking a variety of employment-related services. Staff work involves assisting customers with registration with the Job Center of Wisconsin, the unemployment insurance claim process, job searching, and career exploration. This work is not focused on any particular sector. Additionally, the Department of Workforce Development's Division of Employment and Training provides labor exchange services to businesses and job seekers through Job Centers statewide. Job Centers also provide underemployed and unemployed workers access to critical job and skill development services and resources. In this project, funding supported increased Job Center staffing to provide additional workforce resources and reemployment opportunities for underemployed and unemployed workers.

Use of Evidence

Job Service staff use labor market information to develop recruitment strategies in collaboration with employers and help workers identify good jobs. Staff also use labor market information to target specific populations to increase participation in the labor force and certain sectors.

Performance Report

During this project's period of performance, nearly 12,400 customers accessed services through Wisconsin Job Centers. This project will not result in direct enrollment in job training programs or summer youth employment programs.

Employment and Training System Application and Upgrades

44500 ARPATRNSYS

Expenditure Category: **3.4-Public Sector Capacity: Effective Service Delivery**

Funding Amount: **\$8,386,150.00**

<https://jobcenterofwisconsin.com/>

Project Overview

The Department of Workforce Development's (DWD) Division of Employment and Training (DET) provides a seamless continuum of services to employers and workers to ensure employers have the talent they need and individuals and families achieve economic independence by accessing job search assistance, participating in training and related services, making sound employment decisions, and maximizing their workforce potential.

DET accomplishes this by administering key workforce programs, including the state labor exchange system, the Job Center of Wisconsin, the Office of Veterans Employment Services, the Reemployment Services and Eligibility Assessment program, Wisconsin Fast Forward, and the federal Workforce Innovation and Opportunity Act (WIOA) programs.

DET maintains several systems, applications, and tools that allow employers and job seekers to access services. Many of DET's systems and applications require technology improvements and modernization to increase the efficient delivery of services, and better connect with employers and job seekers.

Funding for this project supports the addition of machine translation technology to DET webpages to improve consumer access to information about programs, an enhanced online application, jobcenterofwisconsin.com, with new functionalities and workflows to assist unemployed workers as they seek new employment, training resources, job market data, career counseling, and other related resources, and modernized case management applications to more efficiently focus DET's service delivery.

Use of Evidence

In addition to improving current performance, the DET System and Applications upgrades and innovations will support future use of evidence in program development and evaluation by the U.S. Department of Labor. The efforts also will improve reporting of business-related workforce metrics.

Performance Report

This project is ongoing.

Unemployment Insurance Modernization

44500 ARPAUIMOD

Expenditure Category: **3.4-Public Sector Capacity: Effective Service Delivery**

Funding Amount: **\$80,828,962.00**

<https://dwd.wisconsin.gov/uifeedback/modernization/>

Project Overview

The Unemployment Insurance (UI) Modernization project is an effort by the Department of Workforce Development to modernize its UI IT systems from a COBOL-based mainframe system to a cloud-based flexible system able to nimbly adapt to changes in the demands on the agency and changes in the program requirements. The current antiquated system limits customer service options and slowed the processing of unemployment claims both during the Great Recession and the COVID-19 pandemic. It also forced the Department to delay implementation of new federal unemployment programs and extensions created in response to the pandemic. The goal of this project is to create a more modern, maintainable, sustainable, adaptable system to meet current and changing UI needs. Over time, the project will entirely replace the existing, antiquated mainframe, which has limitations in the availability of the system and directly impacts staffing and recruiting resources.

UI Modernization efforts funded by this project between May 2021 and December 2026 include a cloud-based contact center, an AI chatbot, and the work currently underway to replace the UI mainframe. When this project is completed, the UI system will be able to provide end-to-end services to customers in a timely manner and staff will be able to administer programs inclusively and effectively with modern, online tools.

Use of Evidence

The need for UI system modernization was substantially supported by data from the early days of the pandemic when the UI system failed to keep up with an unprecedented volume of claims.

To ensure the approach to this UI modernization project was evidence-based, the Department of Workforce Development (DWD) developed the project's RFP in consultation with U.S. Digital Response (USDR), a nonprofit, nonpartisan organization focused on helping governments respond quickly and efficiently to support critical public needs, and 18F, part of the Technology Transformation Services (TTS) within the federal government's General Services Administration that collaborates with other agencies to design, develop, and buy digital services to improve how government serves the public through technology.

Performance Report

DWD provides quarterly reports on UI modernization efforts to the Wisconsin State Legislature, and these reports are made publicly available on its website. Highlights from recent reports include the development and employment of a Benefit Estimator: the first release of a modern tool within a cloud environment, the benefit calculation engine foundation, and critical infrastructure development.

This program does not include a sectoral job training or summer youth employment component.

Equal Rights Division ALJs and IT

44500 ARPAWDERD

Expenditure Category: **3.5-Public Sector Capacity: Administrative Needs**

Funding Amount: **\$4,365,750.00**

<https://dwd.wisconsin.gov/er/reports/default.htm>; <https://dwd.wisconsin.gov/er/tech/caseportalguide.htm>;
<https://www.dwd.wisconsin.gov/er/laborstandards/workpermit/>

Project Overview

This project provided funding for five additional Equal Rights Division (ERD) Administrative Law Judges (ALJs) and IT modernization projects at the Department of Workforce Development (DWD). Funding allowed ERD to hire, train, recruit, and retain staff to weather unanticipated attrition among permanent staff, eliminate a backlog in case processing resulting from the pandemic, and maintain more manageable case load levels for staff.

A key IT modernization project funded by this project is an upgraded child labor work permit system. The system has long needed modernization, as it has relied on a manual and localized network of permit offices to issue work permits. The inefficiencies of this system were made apparent by the pandemic when (1) local permit offices were closed due to pandemic shutdowns, and (2) demand for essential workers in the grocery and other industries made child labor even more critical. A modernized, online work permit application will allow minors/parents to request work permits online, without needing to find a physical work permit office location. Additionally, ERD can review employment for compliance with child labor laws, notify the minor, parents, and employer of their rights and responsibilities, and better audit the information with a modernized system.

The Case Portal and Research Portals are other key modernization efforts, in that they will allow parties to directly access case information, file documents, and conduct other transactions online in close to real-time. The portals will also create efficiencies in case management.

Use of Evidence

ERD is committed to evidence-based decision-making and continuous improvement. Accordingly, a significant part of the case management system and the child labor work permit modernization, as well as the development of the research portal, is the improvement of data collection, reporting, and analysis functionalities that will inform future policy and program recommendations. The research portal offers information on mediation rates and complaint filings, including numbers and types of cases filed and where the alleged violations occurred.

Performance Report

From July 2022 through June 2023, ERD issued over 37,000 child labor work permits.

The latest phase of the Case Portal modernization is completed. Parties and their legal representatives are now able to create a password-protected account that gives them access to the status of their case(s), the contact information for whom their case(s) are currently assigned, and the ability to review and download documents from their file.

The Research Portal has been published and provides the public with information regarding ERD operations in real time on the internet. This information includes mediation rates and complaint filings, including numbers and types of cases filed and where the alleged violations occurred.

Workforce Data Quality Initiative

44500 ARPAWDQI

Expenditure Category: **3.4-Public Sector Capacity: Effective Service Delivery**

Funding Amount: **\$1,809,200.00**

<https://dwd.wisconsin.gov/wdis/>

Project Overview

In 2019, the Department of Workforce Development (DWD) was awarded a grant from the U.S. Department of Labor to create a longitudinal data warehouse under the Workforce Data Quality Initiative (WDQI). The funds provided by this project allow DWD to sustain the work performed under the WDQI grant from October 2021 to December 2024 and increase research and program evaluation by making evidence-building activities more efficient, creating repeatable and transparent data-sharing mechanisms, and improving processes between programs to answer relevant questions about workforce development programs.

Partnering with the University of Wisconsin Institute for Research and Poverty and Coleridge Initiative Administrative Data Research Facility, the purpose the Workforce Data Quality Initiative Sustainment (WDQIS) is to improve workforce data quality and build workforce evidence to inform policy and practice to improve job training programs.

Use of Evidence

This project is funding data that will be used to evaluate and inform evidence-based interventions. Additionally, the WDQIS follows the Foundations of Evidence Based Policymaking Act and federal methods. These proven methods are advised by the Advisory Committee on Evidence Building. The WDQIS also uses several evidence clearinghouses. The Department of Labor's CLEAR, and the Department of Education's What Works Clearinghouse, are two sites routinely utilized. Other utilized sites include the Pew Charitable Trusts, Pathways to Work Evidence Clearinghouse, Career Pathways Research Portfolio, and Brookings Institution.

Performance Report

This project is under development. This project will not result in direct enrollment in job training programs or summer youth employment programs, but rather provides data and evidence, so job training programs can improve enrollment, completion, and outcomes.

Worker Advancement Initiative

44500 ARPAWKADV

Expenditure Category: **2.10-Assistance to Unemployed or Underemployed Workers** (e.g. job training, subsidized employment, employment supports or incentives)

Funding Amount: **\$20,628,570.00**

<https://dwd.wisconsin.gov/workforce-solutions/wai/>

Project Overview

This funding supported the development of the Worker Advancement Initiative (WAI), a program that serves people whose previous employment has not come back post-pandemic, as well as those who were not attached to or were not successful in the labor market prior to the pandemic, by offering subsidized employment and skills training opportunities with local employers. The program builds on the success of current transitional job and workforce training programs in the state by launching a new, statewide effort to provide subsidized work and training opportunities that are not able to be supported under existing program and funding constraints.

Leveraging the existing relationships that local workforce development board grantees have with local employers and service providers, WAI grantees target the unique needs of the underserved populations and high-demand industries in their communities. Examples included individuals involved in the justice system, individuals who are in or have aged out of foster care, non-custodial or single parents, long-term unemployed, veterans, Tribal members, individuals with disabilities, retired individuals and individuals aged 55 and older, dislocated workers, racial/ethnic minorities, individuals with limited English language proficiency, individuals facing substantial cultural barriers, migrant and seasonal farmworkers, LBGTQ+ persons, individuals with low incomes, individuals who lack basic skills or are experiencing homelessness, victims of human trafficking, domestic violence, or sexual assault, individuals living with or in recovery from substance abuse disorders.

WAI grant projects include substantial supportive and wraparound services to enable participation in work-based and classroom-based training programs. These programs simultaneously provide new skills, direct connections to local employers and wage subsidies for participation hours, thereby immediately improving the economic standing of grant participants and helping to reduce inequities in opportunities in the future.

Grants were awarded to all 11 of Wisconsin's regional Workforce Development Boards to support this program in amounts ranging from \$487,000 to \$5.3 million. To date, training has been provided in a number of areas including CNC Machining, Information Technology, Banking and Financial Services, Digital Marketing, Respiratory Therapy, Early Childhood Education, Construction, Renewable Energy, Maintenance, Administrative Assistant, Food Service, Engineering, CDL Truck Driver, Nursing Assistant, Tourism, Carpentry, and Welding.

Use of Evidence

WAI grantees will be evaluated on three indicators of performance: employment in Quarter 2 after program exit, employment in Quarter 4 after program exit, and the percentage of participants achieving a measurable skill gain. As the program is ongoing, these data are not yet available.

Programmatic data is captured by grantee organizations, allowing DWD staff to access ad hoc reports showing enrollment, service delivery, and outcome data.

Following the completion of the grant period, DWD will use participant-level information recorded in the system to verify employment and wage data, as described above, against Wisconsin's Unemployment Insurance wage record and the State Wage Interchange System. Leveraging these existing resources will allow detailed evaluation of program outcomes. Project performance will inform future policy and program recommendations.

Performance Report

The goal of the WAI project was to serve 2,000 Wisconsin residents through the provision of sectoral job training and related supports. With over one year remaining in the project, grantees have far exceeded this goal, already serving 3,210 individuals.

1,926 workers have been enrolled in sectoral job training programs, and 937 workers have completed sectoral job training programs. This program does not include a summer youth component.

Of the participants served, 1,799 were unemployed at program entry; 831 were employed part-time at program entry; and 230 were considered "underemployed" at program entry.

Program participants include: 187 American Indian/Alaska Native/Native Hawaiian; 160 Tribal members; 191 non-custodial parents; 1,498 racial/ethnic minorities; 74 veterans; 190 English language learners; 567 Unemployment Insurance claimants; 481 single parents; 319 individuals with disabilities; 466 justice-involved individuals; 355 long-term unemployed (> 26 weeks); 16 Retirees; 176 dislocated workers (as defined by WIOA); 70 individuals facing substantial cultural barriers; 9 migrant/seasonal farmworkers; 71 LGBTQ+ individuals; 897 low-income individuals; 59 basic skills deficient individuals; 194 homeless individuals; 20 survivors of human trafficking; 242 survivors of domestic violence; 165 survivors of sexual assault; 262 individuals in recovery from substance abuse disorders; 78 individuals who are in or aged out of foster care; 576 individuals with limited or no work experience; 102 new entrants into the workforce; 15 displaced homemakers (as defined by WIOA); and 8 individuals within 2 years of exhausting lifetime TANF eligibility.

In addition to 1,926 sectoral job training services provided, grantees have provided: 2,170 instances of career planning services, 19 instances of childcare assistance, 59 financial literacy services, 227 instances of housing assistance, 1,911 participation incentives and/or wage/training subsidies, 2,181 assessment services, 105 instances of job search assistance, training and/or employment related wraparound services, 745 transportation assistance services, 94 referrals to services available through other community-based partners, and 389 work readiness skills development services.

Improving Workforce Training Programs

44500 ARPAWKTRN

Expenditure Category: **2.10-Assistance to Unemployed or Underemployed Workers** (e.g. job training, subsidized employment, employment supports or incentives)

Funding Amount: **\$2,351,600.00**

<https://jobcenterofwisconsin.com/wisconomy/pub/programs>

Project Overview

The Department of Workforce Development (DWD) administers various workforce training programs, including grants for mobile classrooms, institutional job centers, and developing and maintaining a labor market information system. These programs address the negative economic impacts of the pandemic by providing job skills training to individuals in underserved areas of this state, including those at correctional facilities who are preparing for reentry into the workforce.

With the funding from this project, DWD will establish eight self-service job labs for people who are under the care of the Department of Corrections or on community supervision, so they are prepared to seek employment upon their release. Additionally, DWD will establish a job center in the Wisconsin Resource Center, a facility operated by the Department of Health Services (DHS) to provide mental health services for some people under the care of DOC. This project will assist those who are both justice-involved and mentally disabled connect with jobs.

Funding will also support additional mobile career labs. DWD has signed contracts for the purchase of the vehicles, equipment, and supplies as of May 2023.

Lastly, under this project, DWD has hired additional Labor Market Information staff. The staff are currently working on the following projects: creating sample career paths based on the hot jobs brochure on WisConomy (Wisconsin's labor market information web application) for DWD's Division of Vocational Rehabilitation Career Pathways Advancement project, developing labor force supply and demand projections, assisting Youth Apprenticeship (YA) in planning new occupational tracks, developing a prevailing wage for migrant seasonal farm workers, assisting in publication of the updated Wisconsin Recovery Report based on short-term projections, compiling data on childcare costs and availability, and contributing to DHS models with labor supply/demand research.

Use of Evidence

The additional Job Centers within the state's correctional system and mini job labs are based on successful current practices. Project performance will inform future policy and program recommendations.

The additional staff hired into the five labor market economist and research analyst positions provide, produce, and disseminate labor market information to not only Job Service and DWD staff, but also other State agencies, policymakers, educational partners, economic developers,

businesses, and others to help address complex and multi-disciplinary workforce and economic issues.

These staff have also supported the following evidence-based research projects: forecasting the supply/demand of labor and studying related policy implications to improve workforce and economic conditions throughout the state; modeling and projecting industry and occupation long-term growth/decline, a Department of Labor deliverable, which forms the basis of many hiring, training, and education decisions by state stakeholders; researching productivity trends in Wisconsin versus that of other states to direct action on improving overall economic competitiveness; and researching best practices of prevailing wage surveys to investigate impacts on migrant seasonal farmworkers and the associated workforce impacts.

Performance Report

The additional Job Centers within state correctional system and the mobile job labs are still in development.

The five additional project positions funded have been used to hire staff to research, gather, and analyze data from the Labor Management Information System to help the Department better serve workforce stakeholders.

Over the past year, 12,394 customers accessing services through all the state's job centers. This program does not include sectoral job training nor summer youth employment.

Worker Connection Program

44500 ARPAWRKCNCT

Expenditure Category: **2.10-Assistance to Unemployed or Underemployed Workers** (e.g. job training, subsidized employment, employment supports or incentives)

Funding Amount: **\$10,000,000.00**

<https://dwd.wisconsin.gov/workforce-solutions/wcp/>

Project Overview

Under the Worker Connection Program, the Department of Workforce Development (DWD) is funding career navigators in Workforce Development Areas (WDAs) 2 (Milwaukee County) and 5 (Bay Area) to conduct outreach and help participants understand available options, empower career-seekers to make the right choices for themselves, and connect them to employment and supportive services as needed. The career navigators serve as experts in workforce resources and link people to programs and services offered by community-based organizations, workforce development boards, and other state and local government agencies. Under this program, DWD also funds training contracts for in-demand, sector-focused training with local employers who are ready to hire. Additionally, with this funding, DWD supports opportunities for community stakeholder engagement to provide technical assistance, offer organizational support, facilitate examinations of local workforce issues, and generate collaborative solutions.

The Worker Connection Program offers a combination of the following connection services to ensure that eligible individuals attempting to reengage in the workforce have the information and support necessary to overcome employment barriers that may inhibit their full participation in the labor force:

- Navigational Services, which includes outreach and recruitment to target individuals traditional workforce programs are not reaching, partnership connections for bi-lateral referrals, rapid engagement and goal identification using strength-based service delivery, and resource navigation assistance and support planning.
- Community Conversations and Action Planning, which supports system improvements at the local level. Elements of this effort include coordinating and facilitating community events and supporting local goals with data, analysis, operational support, and policy advocacy.
- Support for Evidence-Based, Sector Training Programs, which identifies training programs that align with the WorkAdvance training model, supports training programs through technical assistance, and funds services for up to 500 individuals.
- Evidence Building, which completes evaluations on both the navigational services, as well as the training programs supported.

The program relies on many partners, including community-based organizations, libraries, local and state government partners, housing insecure and recovery organizations, immigrant organizations, educational institutions (high schools and WorkAdvance training programs), and other support agencies.

Use of Evidence

This project is being evaluated by a team from Wisconsin Center for Education Research (WCER), as part of an effort to support evidence-based decision making and inform future policy and program recommendations. An internal evaluation of the program will take place to determine continuation and/or expansion of the program in other localities.

Data from the Current Population Survey (CPS) and Workforce Innovation and Opportunity Act (WIOA) programs, as well as information from current research literature, has been used to identify target groups for program outreach.

Evidence-based decision-making was used to develop the program. Worker Connection is based off a strong body of existing evidence predicated on findings from the Wisconsin Promoting Readiness of Minors in Supplemental Security Income (PROMISE) grant, where targeted outreach and service navigation were found to be key components in integrating career and training service delivery. The training model selection was based on research by MDRC, which found the WorkAdvance training model offers the most successful features, targeting high-demand sectoral training opportunities that offer high credential attainment and job placement services. MDRC's examination of the programs in Tulsa, Oklahoma, New York City, and northeast Ohio found that the program resulted in higher wages and benefits for participants and that the findings from the benefit-cost analysis are positive from the perspectives of the participants, the government, and society.

As a part of the Workforce Data Integration System's annual evidence plan, Worker Connection provided the learning questions, relevant data/information, methods of evaluation, challenges, and dissemination strategies for use in a publicly available report. The report can be found here (Worker Connection is number five): <https://dwd.wisconsin.gov/wdis/pdf/evidence-plan.pdf>.

Currently, the Worker Connection program does not use data from evidence clearinghouses such as the U.S. Department of Education's What Works Clearinghouse, the U.S. Department of Labor's CLEAR, and the Childcare & Early Education Research Connections and the Home Visiting Evidence of Effectiveness clearinghouses from Administration for Children and Families; however, it is expected that the program may use some of these sources for later evaluation of the program. Other suitable data sources may be used when available.

Performance Report

Through the Worker Connection program, 137 workers have enrolled in sectoral job training programs, and 82 workers have completed sectoral job training programs. This program does not include a summer youth employment component.

In the last quarter, Career Navigators have conducted outreach to over 78 distinct organization programs and locations, with at least 330 contacts to these organizations during that period of time.

The goal for the Worker Connection program is to have served 2,658 clients with a subset (445 clients) going through a Work Advance program by June 2024. Given current enrollment projections, it is anticipated that the program will surpass both goals.

Career Navigators have enrolled 329 clients since April 1, 2023. Of those, a subset of about 87 percent have demographic data collected. Of the enrollees data is available for:

- 61 percent are non-white (47 percent Black or African American, 5 percent Asian, 4 percent American Indian or Alaskan Native, and 6 percent other race categories)
- 57 percent have family income either at or below FPL and LLSIL levels
- 51 percent are male
- 29 percent are single parents
- 29 percent have a record of arrest
- 25 percent feel they are overqualified for the work they are currently doing
- 23 percent are homeless
- 16 percent have an identified disability
- 13 percent of participants are below the age of 25,
- 51 percent are between the ages of 25 and 44,
- 20 percent are between the ages of 45 and 54,
- 6 percent are between the ages of 55 and 59, and
- 10 percent are 60 or older
- 11 percent have limited English ability
- 6 percent are Hispanic or Latino/a

Over the last year, Worker Connection has significantly increased general enrollment, including enrollment in the WorkAdvance subcomponent. The demographic information of participants also shows that the program has largely been successful at reaching the marginalized communities identified as target groups. Note, some target groups, such as "believe no work is available" are unable to be verified through this quantitative analysis.

Wisconsin State Crime Laboratories

45500 ARPACRIMELAB

Expenditure Category: **6.1-Provision of Government Services**

Funding Amount: **\$12,188,252.00**

<https://www.doj.state.wi.us/dfs/division-forensic-sciences>

Project Overview

Funding for this project supports the Division of Forensic Sciences (DFS), which operates the state crime laboratories. The state crime laboratory program provides forensic science testing, consultation, evidence collection, and training related to Wisconsin criminal justice cases. Aspects of this project include funding overtime pay, updated equipment to identify synthetic drugs and drug analogs that are toxic at very low levels, and a Laboratory Information Management System (LIMS), which will allow law enforcement and district attorneys to access lab results in real time.

Investment in this project will help the Wisconsin State Crime Laboratories (WSCL) operate at full capacity with the latest technology, which will help law enforcement and the court system work more efficiently as it returns to pre-pandemic levels of court case processing. The backlog of court cases reached historic levels and courts heavily depend on the forensic science services of DFS to provide reports on laboratory finding, as well as robust, reliable, and unbiased scientific testimony. Experts travel across the state to provide testimony in court, and court demands on scientific staff have been increasing.

Use of Evidence

Not applicable

Performance Report

DFS has already completed the procurement process, implementation, construction and installation of the Liquid chromatography–mass spectrometry and is currently completing validations of methods. This updated equipment comes with updated technology that will allow for the detection of low-level drug and drug analogs in toxicology samples for cases submitted to the state crime laboratories.

DFS has completed the recruitment process for additional staff to assist with the volume of cases that the WSCL is facing. Many of these cases have strict timelines as they are needed for jury trials or court proceedings.

DFS has already completed the procurement process, contracts, and statement of work for the Laboratory Information Management System. DFS is currently working with the vendor to identify future needs for each of the disciplines in the state crime laboratories. DFS has already completed the request for bid and contract review process for outsourcing contracts, which will supplement its already robust scientific testing.

DFS plans to complete the purchasing of supplies and services funded by this project by the end of the performance period in December 2024. These activities include new instrumentation and subsequent construction to accommodate completion of casework, overtime opportunities to facilitate the processing and analysis of casework, and purchase and implementation of the LIMS.

Legal Services Initiative

45500 ARPALEGALSVC

Expenditure Category: **6.1-Provision of Government Services**

Funding Amount: **\$939,919.00**

<https://badgerbounceback.wi.gov/>

Project Overview

This funding supports two initiatives that equip practitioners with the knowledge and tools necessary to better serve victims and ensure perpetrators are brought to justice.

In 2022, the Department of Justice (DOJ) hosted a series of four Sexual Assault Regional Trainings for prosecutors across Wisconsin. The two-and-a-half day trainings covered topics including investigation, charging decision, victims' rights, pretrial motions unique to sexual assault prosecution, expert witnesses, plea negotiation, and sentencing. The trainings were proposed in May 2021 and approved in September 2021. The trainings took place in LaCrosse County (April), Douglas County (May), Waukesha County (September), and Outagamie County (October). The locations were chosen to provide accessibility to small, rural counties in the northwest and large urban centers in the southeast. Offering multiple trainings and staggering them in the spring and fall allowed multiple prosecutors from a given office to attend without creating significant staffing challenges.

In addition to DOJ staff providing lectures and sharing resources, each training featured at least one prosecutor from the host region on faculty. The goal of the trainings was to equip prosecutors with the knowledge and resources needed to perform their duties effectively and efficiently in sexual assault cases.

Funding also supported DOJ's new Sexual Assault Resource Prosecutor, an Assistant Attorney General (AAG), to attend the Zero Abuse Project Virtual Summit with the goal of enhancing her knowledge and equipping her with the most up-to-date information for a 2023 training. The Zero Abuse Project is a Minnesota-based non-profit recognized as a leader child maltreatment education.

Use of Evidence

Not applicable

Performance Report

Attendees of the Sexual Assault Regional Trainings endorsed the training as the best they had attended in years, and DOJ received multiple messages sharing newfound success in these difficult cases.

The AAG attended the Zero Abuse Project Virtual Summit for two days in June 2022. She attended the forensic interview track, which included sessions about emerging issues and the latest research in forensic interviews, special issues with male victims, technology facilitated crimes, creating trauma informed spaces in the criminal justice system. The AAG deployed her training in May 2023.

School Safety Resource Center

45500 ARPAOSSRC

Expenditure Category: **6.1-Provision of Government Services**

Funding Amount: **\$1,874,100.00**

<https://www.doj.state.wi.us/office-school-safety/office-school-safety>

Project Overview

The COVID-19 public health emergency and resulting economic disruption and response efforts, including school closures, have negatively affected the mental health of adults and children and exacerbated existing mental illness, anxiety and stress conditions among school-aged children as a result of pandemic-related disruption of routines, loss of social contact and increases in household stress. This funding supported the Office of School Safety (OSS), which provides resources to all Wisconsin schools to help keep students and staff safe. OSS has a four-pronged approach to improve school safety, which includes threat reporting, threat assessment consultation, critical incident response, and general school safety guidance.

Use of Evidence

OSS utilizes and promotes evidence-based comprehensive school safety practices through its services:

Threat Assessment Consultation - There is a strong body of research that supports the use of Behavioral Threat Assessment and Management practices and protocols to identify when a student may be planning an act of targeted violence, creating opportunities to intervene effectively and meet the child's needs. The OSS Director and Deputy Director are US Secret Service National Threat Evaluation and Reporting Office Master Trainers. With their subjective professional judgment, OSS developed Behavioral Threat Assessment and Management (BTAM) protocol in consultation with the US Secret Service National Threat Assessment Center (NTAC).

Critical Incident Response and Critical Incident Trainings - OSS provides training and consultation to schools when critical incidents occur. The specified evidence-informed interventions of the PREPaRE 2 curriculum (NASP) are taught and implemented.

Speak Up Speak Out (SUSO) Reporting Tipline - Support for SUSO as an evidence-based practice is clear. More than 20 years ago, the Columbine Review Commission recommended the use of tip lines to aid students in breaking the "code of silence" when they have concerns. Recent research findings from the University of Michigan and a report by the Department of Homeland Security confirm the value of tip lines.

Guidance and Support from School Safety Consultants - The School Safety Consultants promote using evidence-based, trauma-informed model practice templates after reviewing the five required school safety submissions per school each year. Resources shared include those from the Readiness and Emergency Management for Schools (REMS), US Dept of Education, National Association for School Psychologists, National Center for School Safety, School Safety.gov, NASRO, the National Institute of Justice Comprehensive School Safety Initiative Publications clearinghouse, Model Programs Guide Clearinghouse, the What Works Clearinghouse, CrimeSolutions.OJP.gov, Safe Schools best Practices Clearinghouse, and NTAC.

Performance Report

OSS continues to provide school safety model practice resources, trainings, guidance, and critical incident response to all schools in Wisconsin to prevent violence from occurring, protect students and staff from violence, mitigate the impact of critical events if they do occur, and respond using evidence-informed interventions to promote recovery. OSS provides trainings and technical assistance to emergency management, law enforcement, school staff and community partners daily, answering their questions and providing them with resources on the phone, in virtual meetings, in-person meetings and over email.

OSS partners with the Department of Public Instruction (DPI), the Wisconsin Safe & Healthy Schools Center, and Wisconsin School Safety Coordinators Association, as required by state statute, presenting together at conferences, regularly meeting, collaborating, and consulting on comprehensive school safety issues.

OSS is a repository for over 13,000 school submission documents per year. State law requires public and private schools to submit School Blueprints, Safety Assessments completed in collaboration with local law enforcement, a copy of the School Safety/Emergency Operations Plan, the date(s) of the annual Violence Drills, and the dates and participants in their School Safety Trainings. In Wisconsin, there are 421 school districts and 976 private schools.

OSS staff are respected as statewide and national subject matter experts on targeted violence prevention, crisis intervention and response, threat assessment, school safety drills, and school emergency operations planning. OSS promotes model practices of Threat Assessment, Threat Reporting (SUSO), School Safety Drills and Emergency Operations Plans, and Critical Incident Response to Promote Recovery. OSS trains all stakeholders in these model practices for local implementation.

OSS partnered with the Department of Homeland Security, Office of Intelligence and Analysis, National Threat Evaluation and Reporting Office and DPI to release an eLearning module to educate the public on threatening or potentially concerning behaviors and where to report them, providing an opportunity for intervention. Two versions of the training were created as part of the project. A national version and a Wisconsin version, which includes specific Wisconsin resources for reporting threatening or potentially concerning behaviors to SUSO and the Wisconsin Fusion Center. 861 Wisconsin local, tribal, territorial, and private sector Homeland Security Partners and community members have taken the course since its release in February 2023. Through May 1, 2023, 6,246 people have completed the national version of the training.

NTAC has partnered with OSS to provide statewide trainings on Targeted Violence Prevention. Over 400 Wisconsin law enforcement and school staff have participated in all day trainings, with NTAC presenting information in the morning on Preventing Mass Attacks in Public Spaces, and the OSS team providing school application in the afternoon.

Victim Services Initiative

45500 ARPAVSI

Expenditure Category: **6.1-Provision of Government Services**

Funding Amount: **\$20,375,000.00**

<https://www.doj.state.wi.us/ocvs>

Project Overview

The purpose of the project is to support the continuation of current Victim of Crime Act (VOCA) funded programming in non-profit and public agencies that provide direct services to victims of crime. The VOCA Victim Assistance Formula Grant is awarded annually to the Office of Crime Victim Services from the US DOJ Office for Victims of Crime. This funding also supports, through SLFRF, the continuation of current VOCA-funded programming in non-profit and public agencies that provide direct services to victims of crime during the COVID-19 pandemic by offsetting VOCA subgrantee award decreases. Funds will be used by subgrantee agencies to bridge the funding gap for VOCA Continuation Grant Years 4 (10/1/2022 – 9/30/2023) and 5 (10/1/2023 – 9/30/2024). ARPA funds were designated by the Governor of Wisconsin and allocated to Wisconsin Department of Justice Office of Crime Victim Services (OCVS) for this purpose.

Use of Evidence

Criminal justice professionals and agencies have responsibilities and duties to crime victims to ensure an opportunity to exercise their rights. OCVS has accrued resources and publications about victims of crime that may be useful to professionals in various fields. OCVS also offers technical assistance and reimbursements to county Victim/Witness Assistance programs and provides operational support to the Wisconsin Crime Victims Council.

The primary purpose of VOCA victim assistance grants is to support services to victims of crimes throughout Wisconsin. Direct services are defined as efforts that:

- Respond to the emotional, psychological, or physical needs of crime victims;
- Assist victims to stabilize their lives after a victimization;
- Assist victims to understand and participate in the criminal justice system; or
- Restore a measure of safety and security for the victim.

Performance Report

The Victim Assistance program performance measures are reported in two formats—quantitative (numeric responses) and qualitative (narrative responses). The quantitative data are reported

quarterly or every 3 months, and the qualitative data are entered annually. In December of each calendar year, grantees must create an annual report.

OCVS continues to monitor the quarterly performance measure data that all VOCA subgrantees submit via the federal performance measurement tool (PMT).

Performance measurement is concerned with collecting information to determine whether a program achieved its goals and objectives. Information from performance measurement is used to improve the operation of the program. These data are not used to “evaluate” programs but to understand the progress that programs achieve on the state and national level toward meeting program objectives and the mission of the agency. The intent is to use performance measurement data to understand the trends and changes grantees experience over time. With this practical understanding, OCVS is better able to meet the requests from stakeholders and to offer insight into programmatic and policy considerations. The Victim Assistance program is designed to support comprehensive approaches within states and tribes to respond to incidences of victimization. The performance measures indicate to what extent grant activities meet the following goals and objectives:

- Support the provision of direct services to crime victims;
- Improve victim access to services;
- Increase victim knowledge of the criminal justice system;
- Assess impact of funded programs using performance management data;
- Provide more emphasis on evidence-based programs and practices;
- Increase partnerships with other agencies that work with victims;
- Collect and analyze performance management data; and
- Increase stakeholder satisfaction.

Comprehensive Health and Wellness Initiative

46500 ARPAWINGCHWI

Expenditure Category: **6.1-Provision of Government Services**

Funding Amount: **\$5,000,000.00**

<https://badgerbounceback.wi.gov/>

Project Overview

The deployments of National Guard personnel have increased in the past three years for state needs related to natural disasters, cybersecurity response, pandemic response, and recovery and civil unrest as well as maintaining federal deployment requirements. The repeated activation of the National Guard has significantly impacted the health and wellness of the service members resulting in fatigue, family hardship, increased substance abuse and mental health issues resulting from the increased usage and the mission supported.

The Comprehensive Health and Wellness Initiative is intended to positively impact Wisconsin National Guard service members and their families with regards to reducing burnout, reducing and addressing suicide, addressing mental health and stress-related concerns, and addressing substance use disorders by focusing on the five pillars of health and wellness: physical, mental, social, spiritual, and financial.


The Comprehensive Health and Wellness Program is taking a multi-pronged approach at impacting service members in a positive way. This is done through the following methods:

- Retreat-like trainings focused on culture and leadership with follow up counseling sessions that assist with identifying root cause problems impacting service members.
- Courses focused on all aspects of Comprehensive Health and Wellness that are offered to junior and senior military staff.
- Learning Labs where a professional is brought in to discuss a topic with service members.
- Resource library of small videos focused on a singular topic.
- Staff support, counseling and coaching:
- Dietitian to assist service members struggling with food and eating concerns.
- Health coaches to assist service members in any or all of the pillars of comprehensive health on a one-on-one basis.
- Social Workers to assist service members dealing with substance abuse or misuse.
- Targeted offerings to reduce or alleviate a mental health stressor:
- Lactation pods at armories with large numbers of female service members.

One of the key goals of the program is to serve ALL service members in the State of Wisconsin, regardless of demographic location or community status. To this end, the program has set a goal of

visiting every unit in the state by the end of the calendar year. The goal of these visits will be two-fold: to provide education and support to service members, and to inform units of the valuable services that the program can provide.

Participants shared the following on their interaction with at least one of the program offerings:

 “My Health coaching sessions began on 6/30. The goal I am reaching towards is achieving a perfect 600 on the ACFT in April 2023. Through multiple sessions focusing in on my motivations and lifestyle parameters my coach and I established a plan. This helped me to progress in the lagging areas of the test while maintaining the higher level of performance in others. As of the beginning of September, I have improved on my preliminary score by 100 points and I am on track to continue that trend towards full marks by next spring.” - CPL, WI Army National Guard

“I’m impressed that there are tools to help me, rather than just ‘lose some weight.’” - MSGT, WI Air National Guard

“Working with the Dietitian has helped me control my bingeing and overeating habits. It has helped ease my stress related to food and improve my relationship with food.” - SGT, WI Army National Guard

Use of Evidence

The deployments of National Guard personnel have increased in the past three years for state needs related to natural disasters, cybersecurity response, pandemic response, and recovery and civil unrest as well as maintaining federal deployment requirements. The repeated activation of the National Guard has significantly impacted the health and wellness of the service members resulting in fatigue, family hardship, increased substance abuse and mental health issues resulting from the increased usage and the mission supported.

An evaluation of the Comprehensive Health and Wellness Program through the U.S. Army DevCom Soldier Center is being finalized. The evaluation will determine the effectiveness of the Comprehensive Health and Wellness Program and will inform future program recommendations.

Performance Report

Efforts to reach the following participation goals are in progress:

1. Provide 400 coaching and counseling sessions by December 31, 2024 to service members on lifestyle choices, dietetics, and overall health to assist them with understanding choices they make and why and provide social work personnel to improve service members in decision making abilities. To date, 278 sessions (69.5 percent) have been completed.
2. Conduct 25 leadership and cultural training events by December 31, 2024. To date, 12 events (48 percent) have been completed.
3. Achieve 3000 participants attending trainings by December 31, 2024. To date, 1,465 participants (48.8 percent) have attended trainings.

4. Conduct 50 unit visits to provide full comprehensive health and wellness services (five pillars) on an individualized basis to service members at drill by December 31, 2024. To date, 44 units (88 percent) have been visited.
5. Identify behavioral health concerns of service members and provide referrals to specific health professionals related to their concern by December 31, 2024 and 80 percent of service members referred will contact and use a comprehensive health and wellness services. To date, 63/80 of referrals (78 percent) to health professionals have contacted and used their services.

Assistant District Attorney Initiative

47500 ARPDAI

Expenditure Category: **3.5-Public Sector Capacity: Administrative Needs**

Funding Amount: **\$10,604,824.00**

<https://badgerbounceback.wi.gov/>

Project Overview

The COVID-19 pandemic had unexpected effects on the criminal justice system. As courts shut down or limited certain activities due to the public health crisis, it created a cascading backlog of cases that have yet to work their way through our judicial system. This project added 46 positions statewide and provided funding for other pandemic related operational costs/expenses/issues. The positions were added for a two-year time span from April 2022 to 2024 to facilitate the processing of pandemic backlogged cases.

Use of Evidence

Most District Attorney offices have adopted evidenced-based decision-making processes and are significantly invested in monitoring and understanding what efforts from the DA office are best able to decrease crime in the community.

By allocating additional human capital to 29 District Attorney offices across the state, the evidence-based practices already in effect in those offices would improve. Treatment courts and Alternative Resolution efforts are incredibly time-intensive efforts so by providing additional prosecutors these best practices could continue and were not consumed or overwhelmed by the effect of the COVID courts backlog.

Performance Report

A total of 46 ADA positions were added in 29 counties across the state to include large urban areas, as well as rural areas. Recruitment struggles for these positions remain, and the full impact of the project is not yet realized. As of the last available pay period, of the 46 ARPA positions authorized, only 25.5 of the positions were staffed, with 20.5 of the positions being vacant.

The District Attorney offices who have been able to staff an SLFRF-funded prosecutor position speak very highly of their value and would like to keep them past the termination of this project. That appetite to retain the positions indicates a significant value is being served.

County and Tribal Veterans Service Offices Initiative

48500 ARPACTVSO

Expenditure Category: **6.1-Provision of Government Services**

Funding Amount: **\$1,500,000.00**

<https://dva.wi.gov/Pages/benefitsClaims/Veterans-Service-Organizations.aspx>

Project Overview

The funding allowed the Wisconsin Department of Veterans Affairs (WDVA) to increase grant funding for existing County Veteran Service Officers (CVSOs) and Tribal Veteran Service Officers (TVSOs) to immediately improve access for Veterans to resources and benefits at both the federal and state Level. CVSOs and TVSOs provide direct support at the local level in the community and are uniquely positioned to provide connection and assistance to veterans and their families.

The initiative used existing administrative processes and, by using the Veteran Service Offices that operate in each of Wisconsin's 72 Counties and in 10 Tribal communities, ensured that services were delivered statewide.

Use of Evidence

This initiative was recommended by the Governor's Blue Ribbon Commission on Veteran Opportunity, which solicited input from stakeholders statewide on veterans' issues, including months of testimony, research, a listening session, and consultations with experts.

Performance Report

WDVA has contacted each CVSO/TVSO that accepted the supplemental funding to request information on how the funds were utilized. Responses are not yet available.

Lao Veterans of America Initiative

48500 ARPALAOVETS

Expenditure Category: **6.1-Provision of Government Services**

Funding Amount: **\$75,000.00**

<https://badgerbounceback.wi.gov/>

Project Overview

A grant of \$75,000 to Wisconsin Lao Veterans of America, Inc. (WLVA) aims to improve services to Wisconsin Hmong-Lao veterans who fought alongside Americans in the Secret War to combat the North Vietnamese Army and communist Pathet Lao forces. The initiative allowed the Hmong Community to direct the resources directly to veterans.

Use of Evidence

Not applicable

Performance Report

Not applicable

Veterans Mental Health Grant Programs Initiative

48500 ARPVMHI

Expenditure Category: **6.1-Provision of Government Services**

Funding Amount: **\$4,500,000.00**

<https://badgerbounceback.wi.gov/>

Project Overview

Project encompasses four distinct components to improve the mental health of Wisconsin veterans.

1. \$1.25 million for Veteran Mental Health Community-Based Organization Grants to nonprofit organizations that promote positive mental health through activities, programs, and services that enhance the emotional, psychological, and social well-being of Wisconsin veterans. Each nonprofit can receive up to \$50,000 to support its efforts in providing mental health support for veterans. Deadline for the first round of grants was May 31, 2023. Grant awards scheduled to be announced in Summer 2023.
2. \$800,000 for Veterans Mental Health Ancillary Services Grant. Grant application scheduled to go out in Summer 2023.
3. \$2 million for Veterans Mental Health Traditional Mental Health Services Grant. Grant application scheduled to go out in Summer 2023.
4. \$450,000 for a targeted promotional program to make veterans and services providers aware of the available grants under this program. The promotional material for these new grant programs is currently under development.

Use of Evidence

Not available

Performance Report

Veteran Mental Health Community-Based Organization Grant applications have been received and will be awarded in Summer 2023. The other grant programs and promotional program remain in active development.

Veterans Outreach and Recovery Program Initiative

48500 ARPAVORP

Expenditure Category: 6.1-Provision of Government Services

Funding Amount: \$1,500,000.00

<https://badgerbounceback.wi.gov/>

Project Overview

Funds are used to expand the Veterans Outreach and Recovery Program (VORP), which connects veterans to mental health services, substance use treatment, financial assistance, housing and utilities assistance, claims and benefits assistance, employment and education, and other services in the community.

VORP Staff provide case management and support, with a special focus on treatment and recovery.

By utilizing an existing program that delivers services in communities statewide, Wisconsin Department of Veterans Affairs was able to bolster its ongoing efforts to reach people who often have trouble accessing state benefits.

Use of Evidence

The number of veterans served in FY 2023 prior to expansion will be compared with the number served in FY 2024 after expansion to inform future program and policy recommendations.

Performance Report

One clinician and three outreach staff have been hired and are already serving veterans.

WHEDA Foundation Housing Grant Program Supplemental Funding

49000 ARPAWHEDAGRT

Expenditure Category: **6.1-Provision of Government Services**

Funding Amount: **\$1,000,000.00**

<https://www.wheda.com/about-wheda/wheda-foundation>

Project Overview

The Wisconsin Housing and Economic Development Authority (WHEDA) makes available grant funds through the WHEDA Foundation, Inc. annual Housing Grant Program competition. The Program's mission is to assist in the improvement of the state's housing for the following special needs populations: homeless, runaway youth, youth-in-crisis and/or out-of-home placement, veterans, alcohol or drug dependent persons, persons in need of protective services, domestic abuse victims, developmentally disabled, low-income or frail elderly persons, chronically mentally ill, physically impaired or disabled persons, people living with HIV disease, and individuals or families who do not have access to traditional or permanent housing.

The most recent Housing Grant Program was funded by \$1 million from WHEDA and an additional \$1 million by SLFRF funding. WHEDA received 94 applications requesting more than \$3.6 million through the housing grant process this year, an indication of the high demand and need in Wisconsin. Grants were announced in late 2022 and anticipated to be implemented in 2023. The overall funding will create or improve 1,764 beds and housing units in 47 communities in 32 counties. The investments at the community level also support economic recovery by creating valued construction jobs.

Use of Evidence

Applications were reviewed according to, but not limited to, the following criteria: need, implementation, impact, and budget. In addition, staff requires proof of use of the expenditure prior to approving funding.

WHEDA received 94 applications requesting more than \$3.6 million through the housing grant process this year, an indication of the high demand and need in Wisconsin. Program performance will inform future policy and program recommendations.

Performance Report

The following impact statements have been reported:

Safe Harbor Homeless Shelter

There is no question that poverty severely impacts a child's ability to engage in interests and learn. Classroom engagement is not often at the forefront of a child's mind when they are experiencing the pangs of an empty stomach or preoccupied with the anxieties of a challenging home life. Having a safe, stable place to call home is critical to the development of a child's life, and ultimately, the development of Wisconsin's future.

Escaping the cycle of poverty can be very difficult for families lacking proper support, a fact that Denise knew all too well. She founded Safe Harbor Homeless Shelter, Inc. of Reedsburg in 2007 and was devoted to housing women and children who did not otherwise have a place to stay. Safe Harbor provided a sanctuary for low-income families and offered stability as they waited for access to other forms of transitional or affordable permanent housing. The four bedrooms provided capacity for twelve people.



“Our mission is to empower Safe Harbor residents to become confident, independent, stable, and productive members of their communities by giving them a hand up with resources.” -Denise Martalock, Executive Director of Safe Harbor

In August of 2017, WHEDA provided Safe Harbor with a \$7,500 grant through the WHEDA Foundation Housing Grant Program, which allowed the organization to remodel its kitchen and purchase new energy efficient appliances. The upgraded space provided a place where families could gather to partake in normal activities such as cooking, cleaning, and completing homework. Safe Harbor emulated a place where children and women alike could take a deep breath and begin to rebuild their life with the hope of returning to normalcy. The value of this kind of stability is priceless. That year, the shelter served 19 women and 16 children.

Apart from the shelter's Executive Director, the operations of Safe Harbor depended solely on volunteers and donations. With grants, such as the one provided by the WHEDA Foundation, Safe Harbor could continue its mission of providing transitional housing for women and children in need.

By offering residents the necessities of food, shelter, and transportation, along with access to other critical resources, Denise went above and beyond to ensure that all families were headed in the right direction. No longer caught in the vicious cycle of homelessness, these families could finally experience calm waters through the protection of their Safe Harbor.

Action Towards Accessibility at Twin Oaks Shelter

Beginning in the early 2000s, many residents of Darien, a small town in Walworth County, found themselves in an increasingly difficult economic situation. Rising housing costs and a volatile stock market made homeownership difficult for residents who could previously afford it. Between the years of 2000 and 2011, Darien foreclosures increased by 385 percent, and the total number of evictions rose by 53 percent, causing unprecedented displacement in the small community. The needs of those affected were so widely varied that meeting them all seemed like an impossible task.

The Twin Oaks Shelter of Walworth County was ready to meet the challenge. Accepting those afflicted not only by homelessness, but also domestic abuse, chronic mental illness, addiction, and the handicapped, Twin Oaks sought to provide transitional housing that would help the residents of

Darien get back on their feet. As the number of residents grew, and more accommodations became necessary, Twin Oaks realized that it needed additional resources to continue supporting clients.



The need is greater than it's ever been. We take in everybody." -John Hembrook, former shelter manager.

Multifamily Housing

49000 ARPAWHEDAHS

Expenditure Category: **2.15-Long-Term Housing Security: Affordable Housing**

Funding Amount: **\$25,000,000.00**

<https://www.wheda.com/developers-and-property-managers/tax-credits/htc/htc-financial-gap-fund>;
<https://www.wheda.com/developers-and-property-managers/tax-credits/htc>

Project Overview

This funding served as gap financing to projects that previously received awards of Low Income Housing Tax Credits (LIHTC) administered by the Wisconsin Housing and Economic Development Authority and were facing increases in construction costs and interest rates that made reaching closing difficult. LIHTC supports the construction and operation of affordable rental housing for tenants whose incomes are below a certain threshold - generally 60 percent of County Median Income or lower. The amount of rent a tenant must pay is also limited to 30 percent of the applicable income limitation. The ARPA-funded loans to these multifamily housing projects will ensure the creation of 1,097 affordable housing units across the state. The funds were allocated to the projects in summer 2022, with distribution of dollars to the projects at loan closing.

Use of Evidence

Supplementing Wisconsin's Housing Tax Credit Program projects ensure the creation of new affordable housing units. The development of a typical HTC housing development results in local income, generates new property taxes, and creates jobs—all on an ongoing basis.

Performance Report

There are 22 multifamily developments that have committed to borrowing ARPA funds representing 12 communities across 10 counties with a mix of both urban and rural locations.

This funding enables the development or substantial rehabilitation of 1,097 affordable housing units.

Concordia 27

50500 ARPACONCRD27

Expenditure Category: **6.1-Provision of Government Services**

Funding Amount: **\$5,000,000.00**

www.nearwestsidemke.org/concordia27

Project Overview

Historic de-investment in Milwaukee's Near West Side (NWS) has resulted in limited communal assets that promote health and wellness for residents and traditional fragmented strategies have not adequately addressed the significant inequities present in the neighborhood. Near West Side Partners recognized the need for a comprehensive resource for residents to heal from the effects of multi-generational poverty, segregation, racism and associated health, safety, and economic inequities.

A consortium of residents, community and business stakeholders, and service providers came together to address six inequities, including health disparities, trauma, food and housing insecurity, unemployment and transportation access through a transformative community center called Concordia 27.

Concordia 27 is a comprehensive community resource hub advancing equity by providing essential services and support to address critical needs and priorities of Near West Side residents. Services include nutritious food, trauma care and education, wellness services, job training, entrepreneurial space for emerging minority businesses, and high-quality, affordable housing to address deeply rooted inequities present in the Near West Side and the broader community.

The following partners in this unique historic development are positioned to provide a variety of services and assets to residents of the Near West Side neighborhood and throughout the Milwaukee region.

- Milwaukee Center for Independence (MCFI), operating Wisconsin's 2nd largest school-based meal service program, providing culinary workforce training for marginalized populations, and incubator space for emerging culinary businesses.
- Fruition MKE, providing creative co-working and maker spaces with retail units for neighborhood businesses and a locally operated café offering healthy food options.
- Scaling Wellness in Milwaukee (SWIM), a center for resilience and trauma-informed services and training.
- Near West Side Partners (NWSP) new office, providing enhanced health, safety and housing coordination, and programming and managing two flexible community gathering spaces for job fairs, education and wellness classes.
- Wiegand Enterprises, managing 33 units of high-quality, affordable housing for renters making \$15 an hour.

The historic redevelopment of Concordia 27 began in summer 2022 and completion of the first floor tenant space is expected by November 2023. Housing units on the second, third and fourth floors are slated to be complete by April 2024. Service providers – MCFI, Fruition MKE, SWIM and NWSP – anticipate having occupancy requirements secured by year-end 2023.

Use of Evidence

Funds for C27 will be solely used for capital expenses related to the redevelopment. Following the launch of services at C27, NWSP and the C27 partners will collect data to determine the effectiveness of resource delivery and usage through participant surveys and focus groups.

Performance Report

The historic redevelopment of Concordia 27 began in summer 2022 and completion of the first floor tenant space is expected by November 2023. Housing units on the second, third and fourth floors are slated to be complete by April 2024. Service providers – MCFI, Fruition MKE, SWIM and NWSP – anticipate having occupancy requirements secured by calendar year end 2023.

At this time, NWSP does not have output measures to report. Following the launch of services, NWSP and the C27 partners will collect to determine the effectiveness of resource delivery and usage through participant surveys and focus groups.

DHARMA Workers Compensation System Improvements

50500 ARPADHARMA

Expenditure Category: **6.1-Provision of Government Services**

Funding Amount: **\$500,000.00**

<https://doa.wi.gov/Pages/AboutDOA/HearingsAndAppeals.aspx>

Project Overview

This project, administered by the Department of Administration, provides funding for upgrades to the Workers Compensation case management system at the Division of Hearings and Appeals. The program was designed to address the backlog in workers compensation claims exacerbated by the pandemic. This program will help ensure that Wisconsinites that get ill or injured on the job receive the workers compensation that they are entitled to in a timely manner.

Use of Evidence

Not applicable

Performance Report

Not applicable

Diverse Business Assistance Grants

50500 ARPADIVASSIST

Expenditure Category: **6.1-Provision of Government Services**

Funding Amount: **\$73,674,757.65**

<https://doa.wi.gov/pages/DiverseBusinessAssistance.aspx>

Project Overview

The Diverse Business Assistance grant program, administered by the Department of Administration, awarded over \$73 million to assist 38 chambers and non-profit organizations assisting businesses owned by individuals who have experienced barriers to capital and have been disproportionately impacted by the COVID-19 pandemic. The grants, up to a maximum of \$5 million, encourage more business development by these community members and ensure adequate support for them as they navigate the economic impacts of the pandemic. The goal of this program is to provide robust services and technical assistance to small businesses.

Due to the large number of qualified applications and the existing community need, the program expanded the original \$37,500,000 in funding available under the grant announcement to \$73,470,757.65 to provide funding for 14 additional organizations statewide.

Examples of projects include:

- \$5 million for the purchase and renovation of the headquarters of the Wisconsin Black Chamber of Commerce in Milwaukee.
- \$3.6 million for the Hmong Wisconsin Chamber of Commerce of Wisconsin to better assist Hmong and Asian entrepreneurs and businesses to economically grow in the state.
- \$3.3 million for the Latino Chamber of Commerce of Dane County to help individuals, entrepreneurs, and small businesses through early development and then sustained economic success.

All grant-funded projects are being evaluated for expenditure eligibility and to ensure projects are implemented in accordance with the scope of work, timeline, budget and requirements of the executed grant agreement. Each grantee will also participate in financial monitoring at least once during the grant performance period.

Use of Evidence

Studies, such as Neighborhood Investment Flows in the City of Milwaukee (urban.org), have shown that investment disparities “are sobering, are striking, and merit urgent and robust attention.” Policy recommendations suggest developing strategies that build greater mainstream capital flows, exploring weaknesses in communities’ institutional and policy environment and asking whether there is a need for greater technical assistance to developers, business owners, landlords, or other

investees to help them access market capital. The State intends to work with recipients to use evidence-based practices and program evaluations.

Performance Report

38 chambers and non-profit organizations have been awarded funding.

As of June 30, 2023, nearly \$22.2 million has been disbursed, no projects have been completed.

As grantees complete their projects, they will report on the number of diverse organizations and individuals served during the performance period, number of grants and forgivable loans provided, number of organizations and individuals from qualified census tracts, underserved communities, or areas disproportionately impacted by the pandemic, and whether funds led to the retention or creation of jobs.

Diverse Business Investment Grants

50500 ARPADIVINVEST

Expenditure Category: **6.1-Provision of Government Services**

Funding Amount: **\$42,224,312.00**

<https://doa.wi.gov/pages/DiverseBusinessInvestment.aspx>

Project Overview

The Diverse Business Investment grant program, administered by the Department of Administration, awarded more than \$42 million to 12 Community Development Financial Institutions (CDFIs) to support grants and forgivable loans to small businesses that are owned by individuals from communities that have in the past been denied access to capital or who have been underbanked, including those in qualified census tracts or other communities disproportionately impacted by the COVID-19 pandemic. All grant recipients are working to improve capacity and long-term viability of businesses and entrepreneurs that historically have experienced difficulty in sustaining investments and access to capital. The goal of this program is to help ensure all businesses have access to the capital they need to thrive.

For example, the Northeast Entrepreneur Fund received a \$5-million grant to provide micro-loans and rural access to bank financing to grow and strengthen small business in a 12- county region in Northwest Wisconsin. The grant funds would help small business owners overcome disparities, negative economic impacts, and serve as a bridge for future growth and access to mainstream financing.

The program expanded the original \$37,500,000 in funding available under the grant announcement to \$42,158,312 to fully fund all eligible applications.

Use of Evidence

Studies, such as the Urban Institute’s Neighborhood Investment Flows in the City of Milwaukee, have shown that investment disparities “are sobering, are striking, and merit urgent and robust attention.” Policy recommendations suggest developing strategies that build greater mainstream capital flows, exploring weaknesses in communities’ institutional and policy environment, and asking whether greater credit enhancements or more robust subsidies to stimulate demand will generate more market investment in underinvested neighborhoods.

Data regarding the number of jobs created and retained as of a result of each grant award will be collected as part of the grant closeout process and will be provided in subsequent reports. Project will inform future policy and program recommendations.

Performance Report

12 Community Development Financial Institutions (CDFIs) have been awarded funding. As of June 30, 2023, \$26.5 million has been disbursed, and no projects have been completed.

As grantees complete their projects they will report on number of diverse organizations and individuals served during the performance period; number of grants, forgivable loans and revolving loan funds provided; number of organizations and individuals from qualified census tracts, underserved communities, or areas disproportionately impacted by the pandemic; and whether funds led to the retention or creation of jobs.

Destination Marketing Organization Grants

50500 ARPADMO

Expenditure Category: **6.1-Provision of Government Services**

Funding Amount: **\$15,055,379.31**

<https://doa.wi.gov/Pages/DestinationMarketingOrganizationsGrantProgram.aspx>

Project Overview

The Destination Marketing Organization grant program, administered by the Department of Administration, awarded nearly \$15 million to 120 tourism-promotion and tourism-development nonprofit organizations and local and Tribal governments to assist with restoring economic activity in Wisconsin following the pandemic. The program was aimed at supporting tourism-dependent communities that sustained economic impacts as a result of the pandemic. Awards were made on a competitive basis, with a maximum award of \$500,000 or 25 percent of the organization's FY19 operating expenses, whichever was less. Additional awards of \$500,000 were made available to eligible organizations that lost guest rooms and bookings for meetings, conferences and sporting events in 2020 and 2021. Examples of eligible expenditures include expenses for staff time to attend trade shows and events, staff time to perform marketing and attraction activities, or media buys targeting attraction.

The program's goal was to accelerate economic and tourism recovery in areas that saw pandemic incurred financial losses.

Use of Evidence

The pandemic caused cancellations of travel, meetings, conventions, and sporting events impacting Wisconsin's tourism and entertainment industries.

Performance Report

According to 2022 economic impact data, the Wisconsin tourism industry generated \$23.7 billion in total economic impact, surpassing the previous record year of \$22.2 billion set in 2019. This program's critical relief dollars, along with historic marketing investments from the Wisconsin Department of Tourism, and the efforts of communities across Wisconsin helped contribute to the new record, as well as the highest-ever overnight visitation rate. The grant program provided funding that allowed tourism entities to fund staffing and marketing efforts, resulting in a resurgence in tourism and sporting and meeting events and in turn, increases in hotel occupancy rates and direct visitor spending during the performance period.

- The Fox Cities Convention and Visitors Bureau reported "spending rebounded by 40 percent in 2021 to nearly 91 percent of pre-pandemic levels, putting them in the top 10 percent of recovery for Wisconsin." After losing 47 meeting events and 111 sporting events and more than \$5.2 million in direct visitor spending in 2020, the Fox Cities area hosted 228 sporting

events with estimated visitor spending of \$4.4 million and 41 meeting events with nearly \$2.5 million in visitor spending.

- The Fennimore Chamber of Commerce implemented new tourism initiatives, including a holiday light display that has expanded into a holiday festival and the reintroduction of a community heritage festival.
- The Oconto County Economic Development Corporation used the grant funds to promote the county's outdoor recreation opportunities, which was instrumental in helping county businesses recover from the negative impacts of the pandemic.
- The Wisconsin Association of Campground Owners redesigned its website to allow a mobile-friendly user experience and create new content, secure digital marketing ads and create contests for social media to encourage campers to visit Wisconsin resulting in increased website traffic from Illinois and Minnesota.
- The Greater Madison Convention and Visitors Bureau saw an increase of 26.2 percent for hotel occupancy and 56.6 percent revenue per available room through October 2022 over 2021.
- The Hayward Lakes Visitors and Convention Bureau utilized grant funds to promote the county's trails and natural beauty through social and digital marketing efforts, website redesign and video production that will reap benefits for years to come.
- The Stevens Point Area Convention and Visitors Bureau used funds to rehire staff and resume marketing efforts, resulting in hotel occupancy to increase to 50.2 percent in 2022, compared to 42.1 percent in 2021, 39 meetings, conferences and tournaments in 2022 compared to 5 in 2021.
- The Viroqua Chamber reported that their marketing efforts targeted at their Saturday Farmers Markets generated \$413,407 in vendor sales with a total economic impact of \$585,504 in 2022, no small feat for a community of 4,500 people.
- The New Glarus Chamber of Commerce saw visitor traffic increase by 80 percent from 2020 to 2021 and 31.8 percent in 2022.
- Visit Beloit utilized grant funds for digital, social and print advertising, website development and innovative outreach. Compared to 2021, occupancy percentages increased 6.4 percent to 54.7 percent, average daily rates increased \$9.67 to \$109.66, revenue per available room increased \$11.26 to \$61.23, and total demand for lodging increased on average by 49 rooms per night. Hotel revenue generated in Beloit increased by 22.35 percent to \$17,253,610.
- The Wisconsin Rapids Area Convention and Visitors Bureau spent over 76 percent of their budget on marketing. While they saw a 46 percent reduction in annual income due to the COVID-19 pandemic and restrictions on gathering, through increased tourism promotion and marketing saw a year over year increase of 26 percent from 2020 to 2021 and an increase of 31 percent in 2022.
- East Troy saw a 37 percent increase in Room Tax revenue from Quarter 4 in 2022 above Quarter 4 in 2020 and a 25 percent increase above Quarter 4 in 2019. The Chamber's

main goal was to show off East Troy by building the New Year's Eve Light Show & Ball Drop. In 2022, they added an 8 p.m. ball drop, which increased attendance by more than 25 percent over 2021.

- The Three Lakes Area Chamber of Commerce and Welcome Center utilized funds for a new website, launched in October 2022, creating an opportunity to showcase their “beautiful, timeless destination.”
- The Manitowoc Area Visitor and Convention Bureau reported \$404,703 in room tax collections in 2020. The Destination Marketing Organization grant facilitated strong recovery from the impact of COVID-19 with 2021 collections of \$721,211 and \$736,125 in 2022. Room tax collections for Two Rivers were \$132,299 in 2020, and 2021 collections were at \$261,161, due in part to the opening of a new hotel.
- In Lodi, grant funds facilitated the return of large annual events in 2022, including the popular Susie the Duck Day, a family friendly event hosted by the Chamber of Commerce. They saw significant increases in attendees for the parade held on Main Street (estimated 2,500 attendees) and the duck races (1,800 ducks were raffled off).

Equitable Recovery Grants

50500 ARPAERG

Expenditure Category: **6.1-Provision of Government Services**

Funding Amount: **\$88,828,860.91**

<https://doa.wi.gov/pages/EquitableRecovery.aspx>

Project Overview

Targeted investments were needed to help reduce disparities in the state's key economic recovery indicators related to economic, educational, health, housing, and environmental initiatives, as identified by the Wisconsin Economic Development Corporation's Wisconsin Tomorrow 2021 report. The Equitable Recovery Grant program, administered by the Department of Administration (DOA), was designed to support a comprehensive recovery from the pandemic that benefits all Wisconsinites.

The program awarded over \$87 million in competitive grant funding to 133 community-based organizations providing services or programming aimed at increasing equity and eliminating disparities in health, early childhood development, education, economic support, housing, and environmental justice in qualified census tracts or communities disproportionately impacted by the COVID-19 pandemic. Based on application data, the Equitable Recovery program could be expected to serve more than 700,000 Wisconsin families, residents, and Tribal members, many of whom reside in federally Qualified Census Tracts, are members of populations identified by the National Institutes of Health as being disproportionately impacted by the pandemic or are residents of rural communities without equitable access to resources.

Examples of projects include:

- \$998,300 to expand oral health services for rural residents through the **Folwer Free Memorial Dental Clinic** that serves uninsured and elderly residents in Green and Lafafayette Counties.
- \$976,440 to complete improvements to **MacCanon Brown Homeless Sanctuary's** building to utilize the entire building instead of the current its 22 percent use in the City of Milwaukee.
- \$210,056 for the **Women's Resource Center** SafeStart initiative, which educates youth in Racine on dating violence, empowers them to engage in healthy relationship behaviors, and disrupts the cycle of violence.
- \$95,800 for **Madison Reading Project** to provide free books and literacy resources to children, educators, and community partners.
- \$386,000 for **Dream Keepers Inc.** in Milwaukee to provide personal development; after school; college tour; community event; and networking programming.

In addition, a multi-agency partnership between DOA and the Wisconsin Economic Development Corporation (WEDC) provided virtual training and technical assistance to DOA ARPA grant recipients.

Trainings were specifically offered to recipients of the Equitable Recovery Program, Healthcare Infrastructure Capital Grant Program, Tourism Capital Grant Program, Diverse Business Assistance Grant Program, Diverse Business Investment Grant Program, and Neighborhood Investment Fund Program.

The \$1 million technical assistance program helps grantees develop proper policies and procedures regarding internal controls, fund segregation, financial and accounting procedures, procurement procedures, and records retention.

Virtual trainings were offered beginning January through June 2023. Technical assistance was developed March through June. Technical assistance administration began mid-June 2023 and is ongoing. Trainings were held virtually through Zoom with sessions available live and recorded. An email account was created specifically for this program to share training details and respond to grantee questions. Additionally, a contractor will provide one-on-one technical assistance to grantees through virtual meetings.

The intended outcomes of this project are to ensure all the relevant programs' grantees are aware of what is required of them in their grant agreement and have the necessary information to meet expectations. Additionally, if a grantee does not have the capacity to develop and implement the policies and procedures required by their grant agreement, technical assistance is intended to increase their capacity to develop the required policies and procedures. Overall, training, and technical assistance is intended to increase compliance with the grant agreements while also enhancing grantees' organizational capacity for future grant opportunities.

Use of Evidence

For the Equitable Recovery grants, project performance will inform future policy and program recommendations. The technical assistance program used a grantee survey to determine which entities did not have the required policies and procedures and needed technical assistance. Grantees also provided documents pertaining to their policies and procedures for DOA's review. Using this information, DOA selected which grantees to prioritize with a mandatory, first round of technical assistance. After each training, a survey was provided to grantees who attended. The responses were analyzed to gauge training usefulness and improvement opportunities.

Performance Report

133 community-based organizations have received Equitable Recovery grant awards. As of June 30, 2023, \$33.8 million has been disbursed. As grantees complete their projects, they will report on whether they utilized grant funding under the health, early childhood or education category or the economic support, housing or environmental justice category, the number of individuals or organizations served from qualified census tracts and/or disproportionately affected communities, whether funds led to the retention or creation of jobs, and demographic information regarding individuals served during the performance period.

There have been 1,275 trainee attendees over the course of the 11 technical assistance trainings.

The highest number of attendees for a single training course was 333. This was for the “Understanding Your Wisconsin Grant Agreement” training, which was mandatory. The lowest number of attendees for a single training course was 49. This was for the “Stay Secure and Protected” training which was not mandatory. Recorded trainings and PowerPoints can be viewed at the following link: <https://wedc.org/programs-and-resources/arpa-training/>

Get Kids Ahead K-12 Mental Health Initiative

50500 ARPAGKABHVHLTH

Expenditure Category: **6.1-Provision of Government Services**

Funding Amount: **\$31,973,590.00**

<https://dpi.wi.gov/sspw/mental-health/get-kids-ahead-initiative>

Project Overview

The COVID-19 pandemic put an increased strain on young people across the state. The governor and the Department of Public Instruction (DPI) worked together to construct a program that targeted funding during the 2022 and 2023 school years toward expanding mental health services and supports. Funding was provided at a base level for every district, with a supplement provided based on the enrollment of the school. Each district was asked to design its own service plan and provide DPI with a narrative about how it met its objectives.

The focus of the program is on closing gaps in service around mental health programming that exist throughout the state.

Use of Evidence

DPI used information from spending patterns in federal COVID relief monies from schools to identify key areas of evidence-based practices that could be boosted by Get Kids Ahead. School districts were accustomed to using the evidence-based strategies outlined by the United States Department of Education (USDE), of which mental health supports is a large area of focus. This allowed districts to expand the work already underway or look to their peers to find new strategies for success.

Performance Report

This information will be available after the close-out period in September of 2024.

Great Lakes Inter-Tribal Council Adolescent Recovery and Wellness Center

50500 ARPAGLITC

Expenditure Category: **6.1-Provision of Government Services**

Funding Amount: **\$15,000,000**

<https://www.glitc.org/about-us/adolescent-recovery-and-wellness-center/>

Project Overview

This program helps fund the construction of a 36-bed adolescent recovery and wellness treatment center to provide substance abuse and mental health treatment and services to youth ages 13 to 17.

Use of Evidence

Not applicable

Performance Report

This project is in the initial stages.

Homeless Case Management Services

50500 ARPAHCMS

Expenditure Category: **6.1-Provision of Government Services**

Funding Amount: **\$500,000.00**

<https://doa.wi.gov/Pages/AboutDOA/ICH.aspx>

Project Overview

Homeless Case Management Services (HCMS) funds were awarded to shelter facilities and/or motel voucher programs due to increased demand created by the COVID-19 pandemic. The Department of Administration awarded funds to shelter facilities in December 2022 for services provided to families experiencing homelessness across Wisconsin.

The goal of HCMS was to provide additional case management services to vulnerable populations during the harsh winter months of 2021-2022, with the goal of stabilizing their individual circumstances and placing them in permanent housing. The project was structured to achieve this goal efficiently by issuing additional funding for case management services, utilizing existing program contracts, processes, and trusted partners.

Individuals and families in the State Shelter Subsidy Grant Program HCMS program received intensive case management services that focus on areas such as housing stability planning, financial management, employment, health services (mental/physical), ensuring school continuation for children, and enrolling employed or underemployed parents in W-2 or FSET.

Intensive case management services are intended to assist homeless singles and families connect to mainstream resources and find permanent housing.

Use of Evidence

Case management services for people in emergency shelter was a recommendation from the Wisconsin Interagency Council on Homelessness, which is a statutory body charged with the goal of preventing and ending homelessness in the State of Wisconsin.

Performance Report

The project achieved its goal of providing critically needed case management services during the winter months of 2021 and 2022, serving 409 individuals, comprising of 316 households. Funds allowed shelters to provide critically needed services to the most vulnerable populations during the months of greatest need.

Healthcare Infrastructure Capital Investment Grants

50500 ARPAHLTHINF

Expenditure Category: **6.1-Provision of Government Services**

Funding Amount: **\$100,667,878.44**

<https://doa.wi.gov/Pages/HealthcareInfrastructure.aspx>

Project Overview

The Healthcare Infrastructure Capital Investment Grant program (HCI), administered by the Department of Administration, provides funding to local and tribal governments or non-profit healthcare organizations for capital projects that specifically support increasing access to healthcare for low-income, uninsured, and underserved communities and the ability to handle future pandemic response needs. Projects could include new or upgraded facility space that enables additional capacity for care.

The HCI program awarded more than \$100 million to 27 local and tribal governments and nonprofit healthcare organizations through competitive grants to support investments in healthcare infrastructure necessary to reduce disparities in healthcare services provided to individuals living in Qualified Census Tracts or to other populations disproportionately affected by the COVID-19 pandemic.

The Program prioritized funding projects in certain categories based on the program's objectives. Applicants in certain categories that received the highest scores and were determined to best fit the program objectives were funded. The Program funded 27 applicants that received the highest scores in the eligible application categories of Dental Services (2), Outpatient Services (16), Inpatient Critical Access Hospitals (5), and Public Safety (4), as well as one Outpatient Services project from the Neighborhood Investment Fund Grant Program.

Due to the large number of qualified applications for this grant program, the original \$50,000,000 in funding available under this announcement was expanded to \$100,457,878.44.

Use of Evidence

The goal is to reduce healthcare disparities for individuals living in qualified census tracts or other populations disproportionately affected by the pandemic.

Project performance will inform future policy and program recommendations.

Performance Report

As grantees complete their projects, they will report on the number of individuals served during the performance period, number of individuals served during the performance period enrolled in Medicaid and/or Medicare, uninsured and underserved populations living in and/or working in qualified census tracts, or populations disproportionately impacted by the pandemic, and whether funds led to the retention or creation of jobs.

The program awarded funding to 27 local and Tribal governments and nonprofit healthcare organizations, which have begun work on their projects.

As of June 30, 2023, nearly \$29.2 million has been disbursed, 11 projects have been completed, and five closeout reports have been submitted. The closeout report data show that 10,423 individuals, 9,820 of which were enrolled in Medicare/Medicaid, have been served during the program's performance period.

Completed projects include:

- **Tri-County Community Dental:** \$160,000 to install 10 new dental chairs and necessary equipment at a dental clinic serving low-income children and adults in Calumet, Outagamie and Winnebago Counties. The program serves 9,000 to 10,000 children and adults each year and received the chairs to increase their capacity.
- **City of De Pere:** \$206,831 to purchase and remodel a vehicle to use as a mobile medical unit and emergency response vehicle serving the City of De Pere in Brown County. The vehicle operates as an immunization clinic, communicable disease follow-up, emergency response, ICS command center, and outreach in an area with an underserved elderly population and that lacks public transportation.
- **Kenosha Community Health Center:** \$5,923,454 of a \$6,577,740 project to purchase and remodel a 21,000-square foot clinic on 3.2 acres offering integrated medical, dental and behavioral services to the City of Kenosha and surrounding communities. The project was completed in early fall 2022 and began patient appointments in September 2022.
- **Ripon Medical Center:** \$158,000 project to renovate space within the Ripon Community Hospital to serve as a Day Stabilization space and program offering care for patients experiencing mental health crises. The program offers them immediate care in resolving their crisis and makes appropriate community linkages for on-going services.
- **Southwest Health, Kieler Clinic:** \$2,250,000 to help purchase the land and build the clinic, which will serve approximately 3,500 patients in Grant and Lafayette counties. Southwest Health Center is anticipating approximately 6,120 total clinic visits annually, with approximately 3,000 of these visits being from individuals receiving Medicare and Medicaid benefits.

Transforming Human Resources Initiative

50500 ARPAHRTRSRM

Expenditure Category: **6.1-Provision of Government Services**

Funding Amount: **\$500,000.00**

<https://badgerbounceback.wi.gov/>

Project Overview

The people of Wisconsin deserve a high-quality state workforce that can render government services efficiently and effectively, particularly in times of crisis. Process and structural limitations, along with changing labor market conditions exacerbated by the COVID-19 pandemic, emphasized the need for an improved State human resources (HR) model that can ensure timely retention and recruitment of employees. With this funding, the Department of Administration's Division of Personnel Management (DPM) contracted with a vendor to assess its current state of operations and identify tangible opportunities for improvements. The project will allow DPM to develop an improved operating model structure and framework that will be agile and sustainable and will support its efforts to offer consistent, efficient, and customer-driven services.

Use of Evidence

The consultant selected for the project brings extensive expertise acquired through its prior research and work with other states, the federal government, higher education institutions, and private employers. As part of its work with the DPM, the consultant reviewed over 100 artifacts and conducted multiple interviews and workshops with DPM leaders and staff, agency customers, and DOA leadership. This work also included close examination of existing metrics and data to ensure its understanding of the current state was evidence-based.

The consultant uses this information to make evidence-based recommendations that will be the foundation for the redesign of Wisconsin's HR service delivery model.

Performance Report

The consultant successfully completed a Current State Assessment Report with process mapping, a Future State Operations Model Framework Report, and a Process Improvement Plan along with a Business Case.

DPM will assess the success of this project by monitoring its existing performance benchmarks, notably its goal that 90 percent of announced positions are filled within 90 days.

Customer and employee satisfaction measures are conducted on an annual basis, in addition to reporting on DPM's Service Level Agreement (SLA) metrics. It is expected that results in all areas will improve following the implementation a new HR service delivery model.

Keep Wisconsin Warm Fund

50500 ARPAKWWF

Expenditure Category: **6.1-Provision of Government Services**

Funding Amount: **\$3,000,000.00**

<https://www.kwwf.org/>

Project Overview

The Keep Wisconsin Warm/Cool Fund (KWWF), administered by Energy Services, Inc., was founded in 1996 and is a statewide, nonprofit charity that assists eligible households with energy costs. KWWF leverages private donations with federal Low Income Home Energy Assistance Program (LIHEAP) funds to provide additional energy assistance statewide. Eligibility is tied to federal LIHEAP household income limits and is based on household size. Governor Evers added \$3 million in additional SLFRF funds to the KWWF in recognition of the extraordinary increase in need for energy assistance due to the COVID-19 pandemic. KWWF is a critically important safety net for vulnerable populations in Wisconsin, especially given recent spikes in energy costs.

Nonprofit partner Energy Services, Inc (ESI) ran both 30- and 60-second TV commercials in every market throughout the state. To ensure the maximum exposure possible, ESI developed and ran ads promoting the program on over 25 radio stations that reach the largest number of low-income households and targeted groups. Recognizing from our customer feedback that a significant number do not interface with electronic media, ESI used targeted outdoor advertising to reach priority populations.

ESI also undertook a targeted streaming and digital marketing strategy that reached out to over 100,000 low-income, elderly, and or veteran households. Separately, ESI utilized text and phone call blasts to complement the TV, radio, and social media campaigns. ESI disseminated more than 30,000 pieces of literature to those who had not yet applied or had initially chosen not to participate, with some measurable results.

These additional funds helped increase the number of Wisconsin's vulnerable populations that received heating benefits during the heating season. The project was structured to achieve this goal efficiently by issuing heating benefits to populations who meet the KWWF eligibility requirements, utilizing existing program structures, processes, and trusted partners.

Use of Evidence

ESI targeted demographic groups or isolated areas of the state with populations hardest hit by the pandemic. In addition to a social media and digital campaign, ESI identified and surveyed statewide stakeholder groups to identify on a grassroots level their most effective means of reaching out. Based on feedback received, ESI identified and targeted those with highest medical risk, the greatest disparity between income and energy costs, and further targeted those households or stakeholders who were actively involved with our highest COVID-19 risk demographic groups.

The project was structured to achieve its goal efficiently by issuing heating benefits to populations who meet the KWWF eligibility requirements, utilizing existing program structures, processes, and trusted partners.

Performance Report

The project achieved its goal of providing timely energy assistance funds to vulnerable, underserved populations in Wisconsin. Utilizing \$3 million in SLFRF funds, DEHCR served 6,022 eligible households. Without these funds, the KWWF would not have served approximately 2,377 households. The funding helped KWWF to target and serve elderly, working poor families, people with disabilities and other underserved groups.

In addition to absorbing statewide increases in calls for assistance from overloaded counties, ESI surveyed callers and received feedback indicating they were aware of the low-income energy assistance initiative from ESI's outreach efforts. Caller volume increased by 50 percent early in the performance period and swelled to a 250 percent increase following marketing campaigns. ESI believes a large percentage of the caller volume increase was due to a boost in program exposure.

Tribal and Local Law Enforcement Agency Initiative

50500 ARPALAWENF

Expenditure Category: **6.1-Provision of Government Services**

Funding Amount: **\$22,252,059.06**

<https://doa.wi.gov/Pages/LocalGovtsGrants/LEAGrant.aspx>

Project Overview

The Department of Administration allocated an amount to each local and tribal law enforcement agency (LEA) across the state based on the size of the population served, with an add-on for communities where violent crime exceeded the state average. The program was later expanded to include water patrol enforcement and University police departments.

The program offers reimbursement of expenses from March 15, 2022 through December 31, 2023. An application was developed that law enforcement entities report their expenses to and they are reviewed and reimbursed on a quarterly basis.

Use of Evidence

Not applicable

Performance Report

Approximately 547 law enforcement agencies were included in the formula for funding. As of June 30, 2023, there are approximately \$13,460,399.58 funds left to be reimbursed. There are three reporting periods left for departments to claim expenses for reimbursement.

Event Venue and Live Event Small Business Grants

50500 ARPALESM

Expenditure Category: **2.35-Aid to Tourism Travel or Hospitality**

Funding Amount: **\$30,843,233.92**

<https://doa.wi.gov/pages/EventVenueAssistance.aspx>

Project Overview

The \$20-million Event Venue Assistance Grant Program provides up to \$200,000 in assistance to venues that host ticketed and non-ticketed live events. The \$12-million Live Event Small Business Assistance Grant Program provides up to \$200,000 in assistance to small businesses providing services to live events. The investments were designed to help restore economic activity in Wisconsin following the COVID-19 pandemic and respond to the significant impact the pandemic had on these particular industries.

These grant programs were created and later combined to address the revenue shortfalls experienced by event venues and small businesses that cater to live events during the pandemic. These small businesses felt the brunt of the pandemic and were most likely to close permanently, leading to lost jobs and opportunities within the community.

Use of Evidence

Grant applicants were required to demonstrate a financial loss as a result of the COVID-19 pandemic.

Performance Report

More than 225 small business were supported through the combined programs.

Low Income Home Energy Assistance

50500 ARPALIHEAP

Expenditure Category: 2.2-Household Assistance: Rent Mortgage and Utility Aid

Funding Amount: \$13,474,574.72

<https://energyandhousing.wi.gov/Pages/AgencyResources/energy-assistance.aspx>

Project Overview

The Wisconsin Home Energy Assistance Program (WHEAP), administered by the Department of Administration, assists eligible households with their heating and electric bills. WHEAP provides both regular benefits and crisis assistance. The Weatherization Assistance Program helps homeowners and renters reduce energy costs while increasing comfort in their homes. The Furnace Assistance program helps with the costs of repairing or replacing a heating unit for eligible households. Each program is funded by the Low-Income Home Energy Assistance Program (LIHEAP) and the state Public Benefits (PB) program.

Eligibility is based on household size and up to 60 percent of the state median income. WHEAP assistance is a one-time payment during the heating season (October 1-May 15). The funding pays a portion of energy costs; however, it is not intended to cover the entire energy costs of a residence. The amount of the energy assistance benefit depends on a variety of factors, including the household's size, income, and energy costs. In most cases, the energy assistance benefit is paid directly to the household's energy supplier.

LIHEAP is funded by the federal government and focuses primarily on heating assistance for low-income households. An additional \$13,600,000 in SLFRF funds to the WHEAP program helped to respond to the extraordinary increase in need for energy assistance due to the COVID-19 pandemic. The goal of the supplementary SLFRF funds was to help vulnerable populations heat their homes earlier than the timing of the federal LIHEAP award allowed for. The project was structured to achieve this goal efficiently by issuing heating benefits to populations who meet the LIHEAP eligibility requirements at the start of the heating season before the federal award funds could kick in, utilizing existing program structures, processes, and trusted partners. These SLFRF funds helped the state's vulnerable population receive heating benefits early and for the duration of the heating season.

Use of Evidence

Not applicable

Performance Report

Allocating SLFRF funds provided a bridge in benefit funds prior to the allocation of LIHEAP funding. The SLFRF funds prevented a delay in issuing heating benefits at the start of the heating season to the state's most vulnerable populations.

The project achieved its goal of providing timely energy assistance funds prior to the receipt of federal LIHEAP funds. Utilizing \$13,493,460 in SLFRF funds, 38,574 eligible households were served beginning on October 5, 2022. The State received the federal fiscal year 2023 LIHEAP award letter on November 2, 2022, and began paying benefits utilizing those funds on November 9, 2022. SLFRF funding allowed WHEAP to begin as scheduled on the first Wednesday of October. Without these funds, the issuance of WHEAP benefits would have been delayed until November 9, 2022.

This program did not involve eviction prevention services nor did it preserve or develop affordable housing.

Minor League Sports Team Grants

50500 ARPAMINORLGE

Expenditure Category: **2.35-Aid to Tourism Travel or Hospitality**

Funding Amount: **\$2,809,241.00**

<https://doa.wi.gov/Pages/MinorLeagueSportsTeamsAssistanceGrants.aspx>

Project Overview

The Minor League Sports Team Assistance Grant Program provides up to \$200,000 or the amount of the decrease in the applicant's federal taxable income (for-profit entities) or total revenue (non-profit entities) between tax years 2019 and 2020, whichever is less. Grants were provided to help teams recoup lost revenue and restore economic activity in Wisconsin following the COVID-19 pandemic.

Use of Evidence

Grant applicants were required to demonstrate a financial loss as a result of the COVID-19 pandemic.

Performance Report

Grants were provided to 17 minor league sports teams around the state.

Milwaukee County Medical Examiner and Emergency Medical Center

50500 ARPAMKEC0911

Expenditure Category: **6.1-Provision of Government Services**

Funding Amount: **\$20,000,000.00**

<https://badgerbounceback.wi.gov/>

Project Overview

With the support of these funds, Milwaukee County will partner with the State of Wisconsin Department of Justice (DOJ) to acquire, construct and/or outfit a facility to house the Milwaukee County Offices of the Medical Examiner and Emergency Management in a building that also houses the DOJ Milwaukee Crime Lab. As of June 30, 2023, a memorandum of understanding had not yet been executed.

Use of Evidence

Not applicable

Performance Report

The project is in its initial stages.

Movie Theater Grants

50500 ARPAMOVTHTR

Expenditure Category: **2.35-Aid to Tourism Travel or Hospitality**

Funding Amount: **\$10,100,000.00**

<https://doa.wi.gov/Pages/movietheaterassistancegrants.aspx>

Project Overview

The Movie Theater Assistance Grant Program provided up to \$15,000 or the decrease in the applicant's federal taxable income between calendar years 2019 and 2020. The grants assisted movie theaters that experienced significant losses during the COVID-19 pandemic.

Use of Evidence

Grant applicants were required to demonstrate a financial loss as a result of the COVID-19 pandemic.

Performance Report

The grants assisted 49 movie theaters across the state.

Municipal Services Payment Program Supplementation

50500 ARPAMSP

Expenditure Category: **6.1-Provision of Government Services**

Funding Amount: **\$759,565.27**

https://doa.wi.gov/Pages/LocalGovtsGrants/Municipal_Services_Payments.aspx

Project Overview

The annual Municipal Services Payment (MSP) made in state fiscal year 23 included a supplement for municipalities that would have otherwise seen a decrease in payment. This one-time supplemental payment was in an amount equal to the greater of last year's program reimbursement or the estimated payment reported to municipalities in the fall of 2022, less the current year payment.

The primary purpose of the MSP program is to make an equitable annual payment to host/site municipalities in recognition of the fire, police, and solid waste collection/disposal services provided directly to State-owned facilities located in a municipality's jurisdiction. Communities rely on these payments to fund these critical services, and the intent of this program was to ensure that communities did not see a reduction in anticipated funds during a time when inflation and labor costs were increasing during the economic recovery from the pandemic.

Use of Evidence

Not applicable

Performance Report

363 municipalities received supplemental funding.

Neighborhood Investment Fund Grants

50500 ARPANIF

Expenditure Category: **6.1-Provision of Government Services**

Funding Amount: **\$234,912,338.41**

<https://doa.wi.gov/Pages/NeighborhoodInvestment.aspx>

Project Overview

While the entire state was impacted by the pandemic, certain communities faced additional barriers that would prevent them and their residents from being able to recover from the economic impacts of the COVID-19 pandemic as quickly as others. Targeted investments were needed to help address inequities across the state and build long-term, sustainable economic wellbeing across the state. The goal of the program is to build stronger neighborhoods and communities.

The Neighborhood Investment grant program, administered by the Department of Administration, awarded nearly \$234.8 million to 36 local and Tribal governments for making significant and sustainable investments that would help communities recover from the negative effects of the COVID-19 pandemic and offer long-term economic benefits.

The Program prioritized funding projects in certain categories based on the program's objectives. Applicants in categories that received the highest scores and were determined to best fit program objectives were selected for funding.

Categories (and number of projects) awarded include: Housing/Homelessness (20), Revitalization/Blight Elimination (9), Support of Vulnerable Populations (6), Non-profit Support (5), Economic Development/Workforce (4), Public Safety (4), Child Care/Education (1), and Community Infrastructure (1).

Examples of projects include:

- \$1.4 million toward a \$1.9-million project to construct a homeless shelter in Menomonie
- \$11.8 million toward a \$12-million project to develop 28 affordable small-home units and 10 supportive housing units by the Ho-Chunk Housing and Community Development Agency in Jackson, Monroe, Sauk, Shawano and Wood counties
- \$15 million toward a \$25-million project to construct an Innovation Center in Kenosha's Innovation Neighborhood
- \$4.3 million toward an \$8.8-million project to expand and renovate an assisted living facility in Neenah
- \$5.7 million toward a \$6-million project to construct a YMCA in Park Falls

Use of Evidence

Project performance will inform future policy and program recommendations.

Performance Report

As of June 30, 2023, more than \$69.3 million has been disbursed to 36 local and Tribal governments, incorporating 50 projects. Two projects have been completed and one closeout report has been submitted.

One of the completed projects includes a homeless shelter serving low-income individuals with food, financial, and medical needs in a qualified census tract in Wausau serving an estimated 15,000 individuals during the performance period.

The second completed project includes renovation of a former church building in an area of Milwaukee accessible and familiar to the residents served by the subawardee, Safe & Sound, a nonprofit community-based organization covering 10 priority neighborhoods that are among the most under-resourced in the city. The renovations will serve as offices and headquarters for the nonprofit and allow for expanded programs and outreach to youth and adults in an effort to prevent violence.

The remaining projects are currently ongoing.

As grantees complete their projects they will report on whether the project is in or serves a qualified census tract, whether the project addresses equity gaps in economic/workforce development, revitalization/blight elimination, housing/homelessness, vulnerable populations, or other areas, number of underserved individuals and populations reached during the performance period, housing units created, and whether funds led to the retention or creation of jobs.

Beyond the Classroom Grants

50500 ARPAOUTSCHL

Expenditure Category: **6.1-Provision of Government Services**

Funding Amount: **\$48,337,872.76**

<https://doa.wi.gov/Pages/BeyondtheClassroom.aspx>

Project Overview

Non-profit organizations that provide educational, programming, and mental health supports for Wisconsin children outside traditional classroom hours offered a connection and a sense of normalcy for many families throughout the pandemic, played a critical role in supporting the educational and emotional well-being of Wisconsin kids, and allowed working parents to maintain their hours of employment. These organizations required additional resources to be able to continue offering their critical services safely throughout the pandemic.

The Beyond the Classroom grant program, administered by the Department of Administration, awarded nearly \$50 million to 114 nonprofit organizations to assist them in serving school-age kids both virtually and in-person outside of school hours and during the summer months. Program goals included mitigating the economic impacts of the pandemic on these organizations and support increased enrollment capacity, additional learning opportunities, and increased mental health support for school-age children. Funding was, in part, used to attract and retain qualified staff through competitive wages in order to deliver high-quality, engaging programming for kids. Funding was also used for financial assistance, supplies, technology, operational expenses, and outreach to ensure that youth and their families were aware of the services grantees provide.

Based on program costs and increased demand and expenses related to the public health emergency, grant awards of not more than \$1.5 million were made for summer 2021 programs, and no more than \$1.5 million for 2021-2022 school year and summer 2022 programs. Total awards were limited to no more than \$3 million or 25 percent of the applicant's 2019 fiscal year operating expenses, whichever was less.

Use of Evidence

Not applicable

Performance Report

Many grantees reported exceeding their own enrollment goals, and sometimes even bypassing pre-pandemic enrollment levels. Grantees reported approximately 91,000 children enrolled prior to the program's performance period, and reported serving approximately 230,335 students during the performance period. Of those, grantees reported 23,007 or 10 percent of students participated in evidence-based tutoring programs. Overall, grantees reported the Beyond the Classroom grant program allowed them to keep their doors open and retain and hire staff, providing needed educational opportunities for students during summer months and outside of school hours, as well as creating an opportunity for organizations to address mental health needs of students.

Park Falls Water Main Improvements

50500 ARPAPKFLSWTR

Expenditure Category: **6.1-Provision of Government Services**

Funding Amount: **\$3,750,000.00**

<https://badgerbounceback.wi.gov/>

Project Overview

To prevent freezing water mains in the City of Park Falls, the following construction projects will take place:

- Phase 1 2023 Reconstruction: Replacement of shallow water mains, copper water services, fire hydrants, sanitary sewers and reconstruction of curb, gutter, and sidewalks on First Avenue North from Second Street North to Fourth Street North. Replacement of shallow water mains, copper water services, fire hydrants, sanitary sewers and reconstruction of curb, gutter, and sidewalks on Second Avenue North from Seventh Street North to Ninth Street North. Water Tower Mixers installation.
- Phase 2 2024 Reconstruction: Replacement of shallow water mains, copper water services, fire hydrants, sanitary sewers and reconstruction of curb, gutter, and sidewalks on Wisconsin Street from Sherry Avenue to Paddock Avenue. Ash Street Lift Station reconstruction.
- Phase 2 2024 Construction: Installation of water main, fire hydrants, and water services on North River Road from First Avenue North to Boettcher Road. Heritage Lane water main loop connection. Installation of water main, fire hydrants, water services and reconstruct the street on Boettcher Road from North River Road to Ninth Avenue.

Use of Evidence

Not applicable

Performance Report

This project is in the initial stages.

City of Racine Blueprint for Peace Initiative

50500 ARPARACPEACE

Expenditure Category: **6.1-Provision of Government Services**

Funding Amount: **\$250,000.00**

<https://badgerbounceback.wi.gov/>

Project Overview

Communities across Wisconsin experienced disturbing increases in crime and gun violence during the pandemic. In the first five months of 2022, Racine reported a doubling of its homicide rate and a 49 percent increase in shots fired calls for service. The Blueprint for Peace initiative is a program that employs public health approaches to prevent violence before it occurs, and to intervene after violence has occurred to reduce its impact and prevent further victimization. The City of Racine will hire a violence interruption coordinator to oversee the program.

Use of Evidence

The Blueprint for Peace framework applies a public health approach model which has shown high success. The City of Racine will report on outcomes of the violence interruption coordinator in future reports, which will inform future policy and program recommendations.

Performance Report

This project is in the initial stages.

Milwaukee Criminal Justice and Community Safety

50500 ARPASAFECOMMUNITIES

Expenditure Category: **6.1-Provision of Government Services**

Funding Amount: **\$10,752,006.00**

<https://badgerbounceback.wi.gov/>

Project Overview

Funding supported multiple projects in Milwaukee County to address criminal justice and community safety needs:

The City of Milwaukee's Prevent Reckless Driving Through Design Initiative consists of projects that will improve safety and comfort for people walking, biking, and taking transit. Transportation emissions, and specifically emissions from single occupancy vehicles, are a leading cause of greenhouse gas emissions in the US. Making streets safer to walk, bike, and take transit will encourage more trips by these modes, thus reducing the number of auto trips and reducing greenhouse gas emissions.

Two of the three projects included in this request are very early in the planning / preliminary design stages. All planning/design work is being done in-house by Department of Public Works (DPW) staff.

Projects include the following:

- NDPW will complement the Milwaukee Metropolitan Sewerage District's (MMSD) work at its West Basin site by providing safe pedestrian crossings, curb extensions, and protected bike lanes on N 35th Street between Capitol Drive and Congress Streets. These improvements will provide safe access for neighborhood residents to the new gathering space being created on the east side of N 35th Street as part of the West Basin work.
- DPW will implement traffic safety improvements to enhance pedestrian, bicycle, and transit access to Tiefenthaler Park and King Park on the Near West Side of Milwaukee. Improvements may include curb extensions, pedestrian refuge islands, bus bulbs, and pedestrian signalization, as well as other treatments deemed appropriate. Improvements will be focused on 17th Street and Vliet Street adjacent to King Park, and 27th Street adjacent to Tiefenthaler Park.
- Safe Routes to Schools: DPW will implement traffic safety improvements around schools (one-quarter-mile radius) throughout Milwaukee to make it safer for students and families to walk, bike, and take transit to school. DPW will work with Milwaukee Public Schools to identify priority schools for improvements, as well as utilize the City's recently adopted Safe Routes to School Policy Plan to invest in high-priority schools. Improvements may include speed humps, curb extensions, pedestrian refuge islands, restriping of streets, traffic circles, pedestrian signalization, and restriping of streets.

The Safe Routes to School Project and Safe Routes to Park Project both have started preliminary stakeholder engagement and are moving into concept design.

Funding will also support expanded court operations, pretrial improvements, and vocational programming in Milwaukee County. The County was faced with a number of challenges, stemming from the COVID-19 pandemic, including higher-than-standard case volumes, as the pandemic has lengthened the time to case disposition, longer in-custody lengths of stay for individuals in custody, and reduced in-house programming and connections to employers for people who are incarcerated amid jail staffing shortages.

As such, criminal legal system partners in Milwaukee County sought additional resources to ensure system-involved persons are provided with expedient case resolutions and linked with valuable programming to support community reentry. From a system standpoint, this project is also aimed to alleviate stress on the criminal legal system wrought by large case volumes, growing incarcerated populations, and staffing shortages.

To address these issues, Milwaukee County laid out a three-prong project supported by SLFRF funds:

- **Expanded and Extended Court Operations (April 1, 2022 through December 31, 2024 Performance Period):** Milwaukee County increased the number of courtrooms. More courtrooms necessitated additional staffing from the Sheriff's Office, District Attorney's Office, and Clerk of Court to cover expanded courthouse operations as well as necessary physical improvements for courtroom safety. Milwaukee County also launched a Night Court to increase access to the courthouse beyond its daytime business hours. Increased staffing for the Sheriff's Office and Clerk of Circuit Court was necessary to support this work.
- **Pretrial Improvements (June 1, 2022 through December 31, 2024 Performance Period):** Milwaukee County expanded its Pretrial Services GPS program through a professional services contract to include second- and third-shift pretrial GPS monitoring coverage. The county also created a Mental Health Treatment Court Coordinator position to lead the planning and formalization of a mental health treatment court. In addition, the County contracted with the Medical College of Wisconsin's psychiatry program to create a fellowship opportunity to support this treatment court.
- **Employment and Vocational Preparedness Programs at the Community Reintegration Center (January 1, 2023 through December 31, 2022 Performance Period):** Community Reintegration Center partnered with Employ Milwaukee to provide pre-employment training, cognitive behavioral therapy, and connections to post-employment resources using a trauma-informed care approach.

Use of Evidence

The City of Milwaukee's DPW will use evidence-based countermeasures to address reckless driving. These countermeasures, also known as Traffic Safety Improvements, are commonplace and approved by the USDOT and Federal Highway Administration (FHWA). DPW will collect traffic speed, traffic volume, and crash data, both before and after project implementation, for all users of the street to measure project success.

Performance Report

The City of Milwaukee's Prevent Reckless Driving Through Design Initiative is in initial stages.

The Milwaukee County projects are also in progress. Three of the five ARPA-funded courts were launched in 2022. As of December 2022, there were a total of 8,190 criminal cases pending. This is 1,561 fewer cases than the number pending at the end of 2021. There were 512 fewer felonies pending at the end of 2022 compared to year-end 2021. While the number of pending felonies dropped, it is still 1,400 cases higher than the 2019 year-end pending caseload; thus, Milwaukee County remains focused on reducing this number. Felony case dispositions have almost returned to pre-pandemic levels (2019). In 2022, 5,393 felony cases were disposed, which is 1,115 cases more than in 2021, and 2,158 more than in 2020. As of December 2022, the felony backlog stood at 1,570 cases. This is a decrease of 246 cases from the year end 2021 backlog of 1,816 cases. The 1,100-misdemeanor case backlog that existed at year-end 2021 has been reduced to 31 cases.

Milwaukee County launched a 10-week extended hours pilot court focused on misdemeanor resolution in June 2022. Of the individuals who had cases heard during the extended hours pilot, 73 percent reached resolution during their appearance. The court also noted a 5-percent failure-to-appear (FTA) rate, which is significantly lower than the average FTA rate.

The 91 individuals who were on GPS monitoring switched to 24/7 live monitoring on July 12, 2022. Since September 2022, there have been no people added to the GPS waitlist. The most common after-hours alerts have been regarding low battery or strap alerts.

The Mental Health Treatment Court Coordinator (MHTCC) was hired and started in October 2022. Treatment court enrollment increased from 3 to 10 between October and December 2022.

The Milwaukee County Reintegration Center executed a contract with Employ Milwaukee in the first quarter of 2023 and is in the preliminary stages of advancing a vocational training program for individuals who are being held (pre- and post- sentenced) at the Center. More details to come as the program advances.

Back to School Supplemental Aid

50500 ARPASCHLAIDS

Expenditure Category: **6.1-Provision of Government Services**

Funding Amount: **\$74,999,270.00**

<https://dpi.wi.gov/arp/per-pupil>

Project Overview

This program distributes flexible funding to school districts and independent charter schools on a per pupil basis. The funding helps ensure that schools across the state have additional resources to recover from the pandemic's impact on learning.

Use of Evidence

Not applicable

Performance Report

Not applicable

Secretary of State Improvements

50500 ARPASOSSUPP

Expenditure Category: **6.1-Provision of Government Services**

Funding Amount: **\$180,000.00**

<https://sos.wi.gov/index.html>

Project Overview

This project provides resources to facilitate the identification, analysis and coordination of process improvement initiatives and activities for the Office of the Secretary of State.

Use of Evidence

Not applicable

Performance Report

Not applicable

Safe Shelter and Homelessness Grants

50500 ARPASSHG

Expenditure Category: **6.1-Provision of Government Services**

Funding Amount: **\$7,263,860.46**

<https://energyandhousing.wi.gov/Pages/AgencyResources/sssg.aspx>; <https://dcf.wisconsin.gov/ys/rhy/map>

Project Overview

The Safe Shelter and Homelessness Grants (SSHG) were awarded to emergency shelter and motel voucher programs to ensure support and services for individuals and households experiencing homelessness during the 2021-2022 and 2022-2023 winter seasons. Over the course of two performance periods, the Department of Administration (DOA) dedicated over \$5.2 million in SLFRF funds to address the increased demand for non-congregated emergency shelter initiated by the COVID-19 pandemic.

The goal of the additional SLFRF funds was to provide additional shelter services to vulnerable populations experiencing homelessness during the harsh winter months of 2021-2022. The project was structured to achieve this goal efficiently by issuing additional funding for shelter services, utilizing existing program contracts, processes, and trusted partners. These additional funds helped Wisconsin's most vulnerable populations receive shelter or motel services with the goals of stabilizing their individual circumstances and providing them with shelter during the period of greatest need.

To be eligible for SSHG funding, agencies must have been awarded a State Shelter Subsidy Grant (SSSG) from the previous performance period. The SSHG funding was focused on providing shelter, supportive services, as well as combating higher operational costs due to the increased demand for non-congregated emergency shelter due to the COVID-19 pandemic. Operational costs include, but not limited to, staff salaries, utility costs, meal costs, etc.

Additional funding was directed to Runaway and Homeless Youth (RHY) programs at the Department of Children and Families (DCF) to support the unprecedented need and rising costs being faced by unaccompanied youth and families experiencing housing insecurity. Funding will be made available to meet the needs of RHY through December 31, 2024. All state-funded RHY programs were immediately provided a 25 percent across-the-board increase to meet rising demand and inflation, and given the opportunity to apply for funding. Target areas included increasing staff capacity, drop-in/warming center expenses, strengthening McKinney-Vento and Runaway Homeless Youth program partnerships, addressing shelter needs north of Dane County, or other.

Projects could be multi-year or one-time costs, and grantees needed to provide support for their proposed intervention. The intended outcome of this approach was to allow flexibility to meet diverse needs (ex. a drop-in center in Superior and increased need for staff in Milwaukee) rather than having a "one-size-fits-all" solution. Key partners include state-funded RRHY programs, which offer coverage in 14 of Wisconsin's 72 counties. Primary delivery mechanisms varied by program and region. In 2022, state-funded RHY programs sheltered 246 unduplicated youth in comparison to just over 100 youth being provided shelter in 2021.

Use of Evidence

In 2019-2020, DCF staff engaged in a comprehensive analysis of effective services for youth identified as homeless or runaway, with an emphasis on effective rural programming. This analysis included a review of the literature pertaining to RHY service delivery (including aftercare), consent, and use of informal supports (including respite), a review of service delivery methods in other states, and listening sessions throughout the state with youth, family, like kin, and other informal supports.

As a result of this analysis, DCF determined that there was enough demand and evidence of efficacy to expand Positive connections, Academic support, Training and employment, Housing, and Social-emotional supports (PATHS) efforts to ensure service provision in both northern and southern Wisconsin. PATHS is a comprehensive housing-first program model serving youth transitioning from foster care who are at imminent risk of homelessness or are currently homeless.

Priority is given to the highest need, the most vulnerable young adults with the most risk factors and fewest protective factors. Enrollees are provided comprehensive, targeted wraparound services that include a youth-driven assessment, an individualized plan, and intensive and holistic case management. Funding for early housing intervention programs for young adults, such as PATHS and RHY programs have demonstrated a long-term cost benefit.

SSHG grantees are required to maintain an accurate record of clients served within the Homeless Management Information System (HMIS). The following information is collected from each client: household demographics, income, supportive services received, and the number of shelter nights provided. Over the past three years, agencies served an average of 4,800 individuals annually. SLFRF funds enabled agencies to significantly increase the number of persons served, during the months of greatest need.

Performance Report

In 2022, 896 youth were served through state-funded RHY programs, 842 of whom were unduplicated. Of those 842, 246 new and unduplicated youth were provided shelter through a state-funded RHY program, in comparison to just over 100 youth in 2021. Nearly half of youth served were between the ages of 15-17, with 300 youth served between the ages of 12-14. Service provision is targeted to meet the needs of individual youth. Included within Wisconsin's RHY service array are crisis intervention, family mediation, shelter care, referrals to community partners, counseling, basic need supplies, and aftercare services.

While the youth/young adult population is housing insecure, minors are unable to enter legal contracts, making eviction prevention only relevant to minors who are experiencing family homelessness. In those cases, the RHY provider would refer the parent/guardian to a Continuum of Care (CoC) partner.

The project achieved its goal of providing critically needed shelter or motel services during the winter months of 2021 and 2022. 5,627 individuals were served in either congregate or non-congregate shelters. SLFRF funding allowed shelters to provide critically needed services to the most vulnerable populations during the months of greatest need.

Summer Camp Grants

50500 ARPASUMCAMP

Expenditure Category: **2.35-Aid to Tourism Travel or Hospitality**

Funding Amount: **\$2,012,363.58**

<https://doa.wi.gov/Pages/SummerCampAssistanceGrants.aspx>

Project Overview

The program, administered by the Department of Administration, provided up to \$50,000 or the amount of the decrease in the applicant's federal taxable income (for-profit camps) or total net receipts (non-profit camps) between tax years 2019 and 2020, whichever is less, to overnight summer camps serving school-aged children and persons with disabilities that faced reduced enrollments and closures during the pandemic.

Use of Evidence

Grant applicants were required to demonstrate a financial loss as a result of the COVID-19 pandemic.

Performance Report

Grants were provided to 37 organizations.

Targeted Community Projects

50500 ARPATCP

Expenditure Category: **6.1-Provision of Government Services**

Funding Amount: **\$75,000,000.00**

<https://badgerbounceback.wi.gov/>

Project Overview

This program supports community projects with a transformative local, regional or statewide impact.

Use of Evidence

Not applicable

Performance Report

Not applicable

Tourism Capital Grants

50500 ARPATRS MCPAP

Expenditure Category: **6.1-Provision of Government Services**

Funding Amount: **\$22,095,006.29**

<https://doa.wi.gov/Pages/TourismCapitalGrantProgram.aspx>

Project Overview

Wisconsin's tourism industry was one of the hardest hit throughout the coronavirus pandemic. Investments in tourism infrastructure were intended to ensure the industry's continued economic recovery. Through a competitive application process, the Department of Administration awarded nearly \$22 million to 27 tourism-related nonprofit organizations and local and Tribal governments through the Tourism Capital grant program to restore economic activity in Wisconsin through eligible infrastructure projects, such as convention centers, travel infrastructure, and public or nonprofit attractions.

The program created two primary categories of projects to fund: those above \$300,000 (up to \$3.5 million) and those below \$300,000. While not specifically tied to the size or geography of municipalities, these two categories allowed for the funding of some smaller communities that might not otherwise have been competitive against larger grant applications and projects from larger municipalities. This helped increase the geographic diversity of municipalities receiving grants that met their communities' needs.

The goal of the program is to help promote, maintain, or bolster Wisconsin tourism while emphasizing pandemic recovery and sustainability.

Examples of awarded projects include:

- \$3.5 million for an improved South Shore Cruise Terminal to accommodate increased maritime travel and tourism in the City of Milwaukee.
- \$3.5 million for a gathering point for visitors and residents in Wisconsin Dells.
- \$2.5 million for an office and visitor center near the Titledown district in Green Bay.
- \$3.2 million to complete significant upgrades to the New Holland Pavilions to meet the demands of livestock events year-round at the Alliant Energy Center in Dane County.
- \$250,000 to create a 15,000-square-foot parking area, refurbish a 22,000 square foot parking area, and extend 220 linear feet of sidewalk from the parking area to the Paine Art Center and Gardens entrance, including landscape, lighting and signage improvements in Oshkosh.

Use of Evidence

Project performance will inform future policy and program recommendations.

Performance Report

DOA awarded funds to 27 tourism-related nonprofit organizations and local and Tribal governments. As grantees complete their projects, they will report on the number of individuals served during the performance period, amount of tourism dollars created by the grant, and whether funds led to the retention or creation of jobs.

As of June 30, 2023, \$14.4 million has been disbursed, approximately nine projects have been completed, and four closeout reports have been submitted. The closeout report data show that 91,211 individuals have been served during the program's performance period, 10 jobs were retained and three were created, and \$10,026,586 in tourism dollars have been created due to this program.

Violence Prevention Initiative

50500 ARPAPVI

Expenditure Category: **6.1-Provision of Government Services**

Funding Amount: **\$26,555,224.00**

<https://badgerbounceback.wi.gov/>

Project Overview

The Violence Prevention program supports the Medical College of Wisconsin Comprehensive Injury Center's (MCW-CIC) Violence Prevention Project and the City of Milwaukee's Office of Violence Prevention (OVP). The initiatives respond to the uptick in violence and trauma during the pandemic by using public health-based solutions. The funds support statewide research and community-based solutions that address the root causes of violence. Several programs were included in this grant.

- **City of Milwaukee–Office of Violence Prevention**

This Office takes a public health approach to violence prevention by addressing the significant increases in crime and decreases in markers of community well-being. Targeted violence prevention efforts include crisis response coordination, family violence and suicide prevention intervention, youth violence prevention intervention, launch of the Violence Prevention Partnership, neighborhood-based implementation of the Blueprint for Peace through the Promise Zones, OVP internal capacity support, including adding staff, and expansion of community violence intervention teams. The project includes competitive re-granting to community-based organizations, as well as significant coordination with community organizations and residents.

Target locations and populations are within the Promise Zones. The design for all of the projects is completed and implementation of most items has begun. Each program will continue beyond 2024 depending on available resources. Target locations and populations are within the Promise Zones. Key partners include City of Milwaukee departments, community organizations, culturally led and responsive organizations, youth organizations, grassroots organizations, and the community. The intended outcome is to increase resources and services in Promise Zone areas and the City of Milwaukee and to decrease violence.

- **City of Milwaukee– Earn and Learn Summer Youth Employment Programs**

Camp RISE is a free summer enrichment and career exploration program that aims to provide Milwaukee youth with the tools to become leaders in their community.

Camp RISE includes evidence-based youth leadership curriculum to empower participants to help them make positive decisions and contribute to a better society. The 7-week camp (June 20 – July 28) programming included field trips, career exploration, beautifying Milwaukee through community projects, building teamwork skills, mentorship from culturally relatable young adults and senior members of the community, inspirational speakers, and a \$200 weekly stipend.

Camp RISE is an Earn & Learn initiative developed in partnership with Voices of the Elders, Milwaukee Public Schools, and the City of Milwaukee.

The EARN & LEARN Summer Youth Employment Program (EARN & LEARN) started in 2007 and is designed to provide meaningful work experiences and career exposure to young adults ages 14-24 years old, residing in Milwaukee County and the City of Milwaukee. The program is 7 weeks (June 20 – August 4).

The program provides structured, well-organized work-based learning experiences, role models that encourage youth to continue in or return to school, career assessment, awareness, and exploration as part of the learning experience and opportunities that may lead to unsubsidized employment for youth making the transition from school.

- **Medical College of Wisconsin – Wisconsin Violence Prevention Priorities Program**

The MCW-CIC is administering a statewide violence prevention grant program to provide technical and research assistance to community organizations so that they may better provide services to those impacted by violence, more clearly target those at risk for violence exposures, and enhance their violence prevention activities.

The program includes six main activities, including facilitating the development of the Wisconsin Community Safety Fund, assisting in the development of a statewide data dashboard to track rates of injury and violence throughout the state, providing training and technical assistance to counties and municipalities pursuing comprehensive approaches to injury and violence prevention, including suicide, providing research and evaluation support to track, access, and disseminate promising practices for injury and violence prevention, developing and staffing a statewide OVP, and supporting the sustainability of the Milwaukee Violence Response Public Health and Safety Team (VR-PHAST) effort to address gun violence as a public health crisis.

Use of Evidence

The City of Milwaukee's OVP's various programs will provide evidence-based practices and evaluation measures. As the implementation continues, internal evaluation measures will be reported to indicate the specific evidence-based methods that include the collective impact model and place-based strategies.

Performance Report

Programming has just begun for some of the identified services for the City of Milwaukee OVP. Performance data will be available for future reporting periods.

EARN & LEARN Project performance included 1,645 individuals participating in summer youth employment programs and 1,480 individuals receiving job readiness training.

Camp RISE Project Performance reveals the following:

- 98 percent of guardians said they would consider enrolling their child in future programs.
- 9 - the average rating of likelihood to recommend Camp RISE to other families (scale of 1-10, 10 being very likely).
- 92 percent said that being paid helped their camper with money habits.

- 90 percent said their camper has shown positive growth since the start of camp

Disaggregated data related to outputs and outcomes in 2022 are not available for the Medical College of Wisconsin – Wisconsin Violence Prevention Priorities Program.

During this reporting period, 15 members were successfully recruited from across the state to serve on the Advisory Committee for the Wisconsin Community Safety Fund. The contract between the Department of Administration and MCW was also finalized during this period..

The committee informed the design of the Request for Applications (RFA) including safety priorities, selection criteria, RFA questions, and selection criteria. The RFA was released September 14, 2022. Proposals were due October 28th. Seven members were identified to serve on the Review Committee for the Wisconsin Community Safety Fund to evaluate applications and 29 applications from across the state totaling \$46.7 million in requested funds were received. The committee reviewed, discussed, and scored proposals that resulted in the selection of 10 projects for funding consideration. These projects most aligned with the content and geographic diversity priorities for the fund.

Veterans Rental Assistance Program

50500 ARPAVRAP

Expenditure Category: **6.1-Provision of Government Services**

Funding Amount: **\$2,000,000.00**

<https://energyandhousing.wi.gov/Pages/AgencyResources/vrap.aspx>

Project Overview

The Veterans Rental Assistance Program (VRAP), administered by the Department of Administration and funded by SLFRF funds, is a new program developed to address the need for safe, sanitary housing for eligible veterans, made more acute by the COVID-19 pandemic.

VRAP is a part of Governor Evers' \$10-million investment to support Wisconsin Veterans. The program aims to address housing insecurity and homelessness among Wisconsin veterans and provide housing assistance statewide. VRAP provides rental assistance for veterans whose income is up to 80 percent of the county median income and are unable to obtain housing. VRAP seeks to connect eligible households with stable, secure housing and economic stability.

Use of Evidence

This program was created as part of the Governor's Blue-Ribbon Commission on Veteran Opportunity to develop comprehensive, long-term recommendations to help address challenges facing Wisconsin's more than 300,000 veterans. It was also a recommendation from the Interagency Council on Homelessness' "Welcoming Wisconsin Home" report. The project was structured to achieve this goal efficiently by utilizing the existing Wisconsin Emergency Rental Assistance Program structures, processes, and trusted partners.

The following established quarterly reporting requirements for ESI will inform how well the program meets its goals and will inform future policy and program recommendations: The amount of funds for VRAP eligible households from the beginning of the agreement through the end of the report month, total funds paid to or on behalf of 60-80 percent SMI households, reporting of applicants over the CMI limit, the amount of funds expended for operations purposes during the period of the report, and what activities were performed during the quarter of the report period, number of processed VRAP applications associated to outreach activities, and outreach costs incurred.

Performance Report

As of June 1, 2023, 185 veteran households have received VRAP assistance.

Wisconsin Eye

50500 ARPAWISEYE

Expenditure Category: **6.1-Provision of Government Services**

Funding Amount: **\$250,000.00**

<https://wiseye.org/>

Project Overview

This program invests in Wisconsin Eye, the state's nonprofit public affairs network, which provides streaming content of sessions of the State Legislature and its committees, as well as other state government-related content. This funding helps ensure that events related to Wisconsin's government and policymakers are available to the public.

Use of Evidence

Public health recommendations during the pandemic indicated that indoor mass gatherings of individuals should be limited, therefore increasing the importance of making public meetings accessible via streaming.

Performance Report

Not applicable

Workforce Innovation Grants

50500 ARPAWRKFCINV

Expenditure Category: **6.1-Provision of Government Services**

Funding Amount: **\$133,164,939.00**

<https://wedc.org/programs-and-resources/workforce-innovation-grant/>

Project Overview

As part of Governor Evers's Workforce Solutions Initiative, the Department of Workforce Development (DWD) received more than \$100 million of American Rescue Plan Act (ARPA) State and Local Fiscal Recovery Funds (SLRF) for the Workforce Innovation Grant (WIG) Program. Under WIG, DWD and the Wisconsin Economic Development Corporation (WEDC) issued competitive grant awards, up to \$10 million, to help communities throughout Wisconsin solve pressing regional workforce challenges by financially supporting collaborative, sustainable, and innovative pandemic-recovery plans.

The grants encouraged the development of leading-edge, long-term solutions that enable businesses to find workers while empowering those workers to more successfully prepare for and connect to the family-supporting careers in their regions.

WIG funding was awarded to 27 unique entities engaging 193 partners including 22 school districts, 11 technical colleges, and eight University of Wisconsin institutions. These projects will provide direct benefit in all 72 Wisconsin counties. A detailed map outlining the geographic locations of the award recipients can be viewed here: https://wedc.org/wp-content/uploads/2022/07/WEDC_WIG_map_22_6.6.pdf.

Individual awards are as follows:

- **Boys & Girls Club of Dane County** was awarded \$3,485,529 to launch the Careerforce Build-Up! program. In partnership with WRTP Big Step, Madison Area Business Association, Latino Academy of Workforce Development, 365 Enterprise, and 365 Media Foundation, this grantee will engage youth and adults ages 2.5-24 to prepare them for apprenticeships and build a pipeline through its key partnerships. The skilled trades program at the McKenzie Regional Workforce Center will train and support 1,890 interested youth to pursue careers as electricians, plumbers, carpenters, and HVAC technicians. The program will also include entrepreneurial classes to show youth how they can build their own businesses in the construction trades to generate transformational change for underrepresented and underserved families in South Central Wisconsin.
- **Boys & Girls Clubs of Greater Milwaukee** was awarded \$3,294,152 to develop the Ready Center Collective (RCC). RCC will launch a new approach to teen workforce training, credentialing, and employment engagement. In partnership with Milwaukee Public Schools, Employ Milwaukee, Milwaukee Area Technical College, Herzing University, and more than a dozen large-scale employers serving Milwaukee, the RCC is an alliance of workforce partners intent on increasing the rate in which Milwaukee's teens are positively engaged in the area's workforce. The training building will include seven classroom training spaces and will feature

a multi-tiered programmatic approach, providing teens the opportunity to sample career pathways, immerse themselves in occupational skills training experiences, and engage in internships and apprenticeships. Over the life of the grant, the RCC will be developed and will serve 2,000 students.

- **Chippewa Valley Technical College** was awarded \$9,999,614 to develop the Restoring Employment through Support, Training, Outreach, Recruitment, and Education (RESTORE) project. This project will use a multi-pronged approach to address the need for skilled workers in metal fabrication across the manufacturing sector through outreach, short-term training with integrated educational pathways, and contextualized and work-based learning opportunities. The project model includes multipurpose training centers and mobile labs, strategically integrated in rural regions, to be utilized by high schools and employers. Over the life of the grant, this grantee will develop and equip three advanced manufacturing training labs, purchase and equip two mobile manufacturing labs, and provide advanced manufacturing training to 1,200 individuals.
- **City of Kenosha** was awarded \$990,000 to partner with Gener8tor and bring an entrepreneurship skilling program to the City of Kenosha, specifically to work with companies with local roots. The programming, known as gBETA, will provide coaching, mentorship, and networking needed to develop the workforce of entrepreneurs in the city to build strong, sustainable companies, and therefore, create strong, sustainable jobs. Over the life of the grant, this program will provide entrepreneurship training to 30 startup entrepreneurs, and will provide opportunities for networking, pitching, and generation of capital.
- **Community Relations – Social Development Commission** was awarded \$5,095,596 to address the pressing need for a stronger and more skilled workforce and the need to improve access to Early Childhood Education (ECE), targeting low-income zip codes so parents can return to the workforce. The grantee will accomplish this by providing upskill training and career pathway options for individuals (especially stay-at-home mothers) who are interested in the field of ECE, providing local ECE programs with a motivated workforce to improve YoungStar ratings and earn higher revenues for the business and more sustainable wages for the skilled workforce, and provide work-readiness education, case management, and wraparound services to eliminate barriers preventing trainees from completing the program and securing sustainable employment with ECE businesses. Overall, this grant will provide training to 105 individuals and generate 75 additional childcare slots in the community.
- **Down Syndrome Association of Wisconsin** was awarded \$8,956,304 to launch the Think Ability Wisconsin (TAW) project. TAW will educate and train people with intellectual and developmental disabilities (PWIDD) and their families through Transition Oriented System of Care (TOSC), to immediately increase the number of trained workers for manufacturing and hospitality jobs. TAW will also work to initiate long-term change by focusing externally to improve societal expectations, form coalitions and create additional access, implement public service campaigns to raise expectations and reduce barriers to employment for PWIDD. This project will serve a total of 5,500 individuals, 250 families, and 60 employers.
- **Gateway Technical College** was awarded \$5,665,518 to launch the Southeast Wisconsin Talent Optimization Project (SWTOP). This project will address the urgent need for educated workers in high-demand fields and the large number of adults who cannot address that need

due to lacking high school credentials. SWTOP will offer a four-week pre-HSED (High School Equivalency Diploma) program, followed by a 16-week Work Ready (WR) HSED program. Courses will be offered in-person and online, onsite classes will be centrally located and offered both during the day and in the evening. Transportation and childcare services will be sourced as needed, and individual case management will provide support services and guidance to keep students on track. This project will serve 1,300 individuals.

- **Goodwill Industries of North Central Wisconsin** was awarded \$6,457,923 to operate the Trauma Informed Care in Education and Training program. This program will provide education and training tracks with certifications for employment in high-demand industries specific to the region, as well as intensive career placement employment retention services through a trauma-informed lens to people struggling with mental health. Targeted occupations for training and placement include Pipe Trade Helpers, Diesel Mechanic Repair Workers, Welders, Truck Drivers, Woodworkers, Nursing Assistants, and Childcare Workers. This grant will aim to serve 460 individuals.
- **Green County Family YMCA** was awarded \$3,779,479 to facilitate the addition of a 5,000-square-foot state-of-the-art daycare and preschool wing for licensed programs and classes, and a 6,000-square foot Youth Development Center. This investment will expand access to quality and affordable childcare services for area workers and will help meet the diverse needs of area youth.
- **Lac Courte Oreilles Band of Lake Superior Chippewa** was awarded \$4,526,000 to extend water infrastructure for a 32-unit workforce housing complex to be constructed in 2025. This project will address a significant shortage of workforce housing in the region.
- **Lakeshore Technical College** was awarded \$1,640,811 to improve education, labor force participation, wages, and access to education for underserved populations disproportionately impacted by the pandemic. The project will promote economic opportunity enhancements in the region by meeting industry demand, filling workforce labor shortages, and closing equity gaps in high wage career pathways. Overall, the program will serve a total of 850 individuals by providing training at employers, community-based organizations, and local high schools. This training will net 800 credit-bearing competencies and certificates.
- **Local Initiatives Support Coalition** was awarded \$5 million to build affordable homes for Early Childhood Education (ECE) teachers to purchase. The pilot project will build up to 50 homes for ECE teachers in Milwaukee and will compare hiring and retention with a control group.
- **Madison Area Technical College** was awarded \$2,875,000 to bolster the pipeline of high-quality childcare professionals by leveraging partnerships to provide more care, support childcare facilities in improving quality ratings and accessing financial resources, and support working families with dedicated navigational support at MATC. Additionally, this grant will help MATC develop new avenues to accessing in-demand skills training in advanced manufacturing, healthcare, and information technology through collaborative community partnerships. Overall, this grant will provide at least 25 student scholarships for ECE academic programming, construct one childcare facility at MATC's Goodman South campus, and establish one Student-Parent Navigational Support Coordinator position.
- **Mid-State Technical College** was awarded \$9,000,000 to develop a regional collaboration around workforce challenges in the central region of Wisconsin. The grant will target 2,500

unemployed and underemployed individuals, including youth, in underserved communities to receive skill training and barrier-removing supportive services. This grant will also fund the construction of the Advanced Manufacturing, Engineering Technology, and Apprenticeship (AMETA) Center.

- **MobilISE** was awarded \$4,227,750 to expand the FlexRide program in Milwaukee and surrounding communities. This program will position childcare centers as "mobility hubs" to provide a safe, convenient, and welcoming pickup spot for workers. The expansion of this program will include more job centers throughout the region and high-quality childcare centers on key bus routes in Milwaukee, where working parents will be able to get rides directly to job centers throughout the region. Emergency rides home will be provided to participants, and community liaison will be hired to assist working parents in navigating the childcare and employment market. Overall, this grant will serve 2,400 individuals and 100 businesses.
- **Northwood Technical College** was awarded \$9,823,075 to provide Advanced Manufacturing Training through their 11-county district using both mobile and campus-based delivery. This project will also partner with Impact Seven to develop workforce housing with 120 multi-family rental units for low to moderate income individuals in the district. This grant will serve 1,155 individuals.
- **Operation Fresh Start** was awarded \$3,307,236 to address trades employment workforce issues in the south-central region of Wisconsin. Build Academy is designed to address the region's need for qualified workers in construction and conservation through training older youth emerging from childhood poverty who have lost economic opportunity due to COVID-19. This innovative, industry-informed, collaborative job training and education program is designed to prepare the next generation of construction and conservation workers for successful careers. Build Academy will combine real life on-site work experience with classroom and training lab education in order to prepare older youth, ages 16-24, for employment and retention in trades careers. This project will construct one 1,200 square foot classroom and office space and will provide construction and/or conservation training to 150 individuals ages 16-24.
- **Sauk Prairie School District** was awarded \$2,440,649 to remodel and fully equip one advanced manufacturing training center, fully equip one medical careers training center, and construct and fully equip one greenhouse/agribusiness training center. Once completed, these projects will provide training in advanced manufacturing, medical careers, and agribusiness to high school students and community members. Ultimately, this project will help to address the workforce needs of the region's advanced manufacturers, agricultural science employers, and healthcare providers, including increased access to Youth and Registered Apprenticeship programming.
- **Southwest Wisconsin Technical College** was awarded \$2,879,299 to launch Advance Southwest Wisconsin (ASW). The ASW project will create an advanced manufacturing mobile trainer that can be employed to provide customized training for regional employers, purchase two industrial robotics trainers, and provide training and support for at-risk manufacturing workers. Over the life of the grant, the ASW project will provide five custom employer trainings at 24 businesses for 536 employees, place 40 Youth Apprentices, train 390 students, and serve 300 at-risk manufacturing employees.

- **United Way of Door County** was awarded \$3,528,162 to support and strengthen the childcare workforce in the region. These funds will be used to remodel one existing childcare space; construct one new childcare space, create one staff position to oversee training, mentoring, succession planning, and other supports to the childcare workforce, implement a program of training, mentoring, and/or recruitment activities related to succession planning, develop at least one in-person childcare training cohort to serve at least eight trainees, purchase 10 lots using a community land trust model to fully construct at least three homes and offer three affordable home-ownership opportunities to childcare workers, and develop six workforce housing rental units with at least two units reserved for childcare workers.
- **University of Wisconsin – Eau Claire** was awarded \$9,437,512 to alleviate workforce shortages in the key areas of healthcare, education, and social services while improving the health and well-being of families and individuals in rural regions of Wisconsin. Their four-pillared approach will expand the capacity of UW-Eau Claire to training an additional 48 nursing students per year; place 600 teachers and/or social workers in rural school districts; establish two pilot housing locations for student teachers and/or social work interns; implement six new healthcare academic degree programs serving 120 students; develop five pilot rural healthcare hubs; develop a training curriculum for Preventive Health Coordinator/Care Coaches and train and employ five individuals for this role; and develop Innovation Certificate curriculum to train 100 individuals in small business development.
- **University of Wisconsin – Green Bay** was awarded \$375,999 to build nursing facility capacity through new clinical placement collaboration between local healthcare employers and UW-Green Bay's nursing program. This project will strengthen partnerships with academic and healthcare organizations and ensure a pipeline of new nurses into the workforce in northeast Wisconsin and statewide. Overall, this project will train 19 Co-Clinical Instructors and 155 Nursing students.
- **University of Wisconsin – Madison** was awarded \$5,634,500 to launch the Prison Education Initiative (PEI). PEI will develop and deliver a range of programs in Wisconsin's correctional institutions that teach work-ready skills and provide an array of access points for students new to higher education. Key to this project is the establishment of a prison-ready digital learning management system that will be used by all training providers operating prison-based education programs in Wisconsin correctional institutions. Additionally, the project will develop one associate or bachelor's degree program and deliver coursework to 100 incarcerated individuals, develop digital badge programs in employment-related concentrations such as business communication, computer literacy, time management, and math and data visualization and deliver these programs to at least 200 incarcerated individuals, and conduct outreach to Wisconsin employers to promote digital badges. Overall, this project will help 1,800 incarcerated individuals prepare for post-release employment.
- **University of Wisconsin – Stevens Point** was awarded \$7,988,440 to support the Forest Industry Workforce Recruitment and Development Initiative. This program will build awareness of forestry career opportunities by exposing students in public and Menominee Nation K-12 programs to these careers. The program will also develop a hands-on, certificate-bearing high school curriculum and skills camp, taught by trained teachers and industry professionals. Additionally, the project will immediately address workforce challenges through six-week Forestry Operations and five-week Mill Technology certificates

delivered to upskill and reskill participants. The project will develop Regional Training Hubs to connect participants with training and employers where they live.

- **Waupaca County Economic Development Corporation** was awarded \$3,200,067 to implement a mobility management model that will use all available existing resources, develop new resources, increase efficiency, and reduce cost of transportation for workers. The project will provide a 24/7 call center and web/mobile applications so employees and employers can arrange for transportation. The program will coordinate local stakeholders to increase transportation options including a new micro-transit service, volunteer drivers, and local taxi companies to collectively provide 26,000 rides each year.
- **Wisconsin Community Action Program Association** was awarded \$4,874,533 to increase the healthcare workforce in the State by offering underemployed and unemployed people with low-incomes opportunities to receive education/training in entry-level healthcare fields such as CNA, LPN, Medical Assistance, and Associate Degree Nursing. In total, 142 individuals will receive training through this grant.
- **Wisconsin Heights School District** was awarded \$264,000 to launch the GROW Cooperative. This project will address the teacher shortage in Wisconsin by offering 19 \$10,000 scholarships, 20 \$2000 scholarships, and eight \$1000 scholarships to eligible students pursuing degrees in Education majors.

Use of Evidence

WIG applicants were required to include data and evidence-based practices in developing their project proposals. Training provided to participants using grant funds aligns with high-demand and high-growth industries and occupations, and employment outcomes will align with the Biden-Harris Good Jobs Initiative.

In many cases, these projects are untested pilot programs, DWD plans to employ a research analyst to collect and analyze data related to these projects. This information will be used to help identify long-term, sustainable programs that can enhance Wisconsin's workforce development infrastructure.

Each grantee is required to report programmatic data, including training and employment outcomes when applicable on a semi-annual basis.

Performance Report

Grant recipients recently began reporting. Performance metrics are expected in future reports.

State Public Defender Initiative

55000 ARPASPD

Expenditure Category: **3.5-Public Sector Capacity: Administrative Needs**

Funding Amount: **\$11,514,500.00**

<https://badgerbounceback.wi.gov/>

Project Overview

While the court system in general did not close during the pandemic, cases proceeded more slowly which has created a backlog of unresolved cases. Back in October of 2021, the State Public Defender (SPD) compared the first 52 weeks of the pandemic with the 52 weeks prior, and found that it opened 19,000 fewer cases statewide. While all 19,000 may not be filed, the expectation was that a significant number of them would be. Wisconsin has seen a court backlog as a result of pandemic disruptions and, as of April 1, 2023, the Wisconsin Court system estimated there are still 13,542 felony cases and 3,339 misdemeanor cases that are considered backlogged. Of these 16,881 cases, SPD estimates that approximately 13,171 would financially qualify for a public defender. ARPA investments in the criminal legal system have allowed it to start addressing these backlogs. For example, while the number of backlogged cases is declining in Milwaukee County, in January 2023, the Chief Judge estimated that it would take at least until the end of 2024 to make significant gains on the backlog. ARPA resources provide both direct client representation and additional support to attorneys to ensure that more of their time can be spent representing clients. Ensuring that clients have an attorney as quickly as possible protects their constitutional rights and also benefits counties, courts, and others in the criminal justice system by allowing cases to proceed with representation.

Use of Evidence

In determining the most efficient and distribution of resources, SPD utilized a number of data points including the number of backlogged cases in counties statewide, the distribution of current SPD staff statewide, the workload of current staff, the number of current vacancies, the capacity to add staff in certain regions, and the impact additional ARPA resources would have.

Performance Report

63.0 FTE positions were authorized by the project, though not all positions have been filled.

Below are the approximate number of hours worked by each position type this fiscal year:

- Assistant State Public Defender Attorney: 18,205 hours
- Client Services Specialist: 5,720 hours
- Legal Secretary: 3,086 hours
- Paralegal: 43,754 hours

- Public Defender Investigator: 5,437 hours

The attorney positions provide direct client representation focused on reducing the number of outstanding cases pending as a result of the pandemic.

The clients services specialist, legal secretary, paralegal, and investigator positions provide support to staff attorneys, both SLFRF and state funded. These positions have had the most significant impact on mitigating the backlog by allowing attorneys to focus on direct client representation and providing more expeditious appointment and resolution of cases by having a more comprehensive public defense team.

Hotel and Lodging Grants

56600 ARPALODGING

Expenditure Category: **2.35-Aid to Tourism Travel or Hospitality**

Funding Amount: **\$72,275,742.55**

<https://www.revenue.wi.gov/Pages/TaxPro/2021/WITomorrowLodgingRecoveryGrant.aspx>

Project Overview

This program provided direct payments to lodging establishments in Wisconsin during the pandemic in response to the economic impact the pandemic had on the industry. Grantees were pre-selected by the Department of Revenue (DOR) using NAICS codes. Grantees were sent invitations to the program in July of 2021, with responses due by August of 2021. Payments were sent out between August 12, 2021 and October 5, 2021. The grants were awarded based on a percentage of decreased sales between 2019 and 2020. All lodging establishments were included in the program. The maximum grant allowed was \$2 million.

Use of Evidence

Grant applicants were required to demonstrate a financial loss as a result of the COVID-19 pandemic.

Performance Report

Grants were provided to 970 Wisconsin lodging establishments in all Wisconsin counties, except Menominee County, which had no establishments meeting the program requirements.

Wisconsin Small Business Grants

56600 ARPAWSBG

Expenditure Category: **2.29-Loans or Grants to Mitigate Financial Hardship**

Funding Amount: **\$88,434,940.59**

<https://www.revenue.wi.gov/Pages/TaxPro/2021/WisconsinTomorrowSmallBusinessRecoveryGrant.aspx>

Project Overview

Wisconsin Tomorrow Small Business Grants provided \$5,000 to each business that applied and met the requirements. The purpose of the grants was to assist small businesses survive the economic impacts of the COVID-19 pandemic. Requirements were to have at least \$10,000 in yearly sales, up to \$7 million in yearly sales. Applications went out in May of 2021, and due in June of 2021. Payments began on June 29, 2021 through September 29, 2021.

The intended outcome was to give businesses a direct payment grant as soon as possible in order to assist them with the increased costs due to fighting the COVID-19 pandemic while serving customers.

Use of Evidence

Grant applicants were required to demonstrate a financial loss as a result of the COVID-19 pandemic.

Performance Report

All businesses that applied and met the criteria were awarded a \$5,000 grant. Many businesses were able to use the grant funds to pay vendors, employees, and or purchase supplies to better navigate the safety measures in the pandemic.

Across federal funding sources, grants were provided to a total of 60,623 small businesses in all 72 counties.